



## 2016 COMMUNITY HEALTH NEEDS ASSESSMENT



Community Benefit Manager: Lauren Dye, [Lauren.Dye@AHSS.ORG](mailto:Lauren.Dye@AHSS.ORG)

## TABLE OF CONTENTS

<b>1. EXECUTIVE SUMMARY</b>	<b>3</b>
<b>2. HOSPITAL DESCRIPTION</b>	<b>5</b>
<b>3. CHOOSING THE COMMUNITY</b>	<b>5</b>
<b>4. COMMUNITY DESCRIPTION &amp; DEMOGRAPHICS</b>	<b>6</b>
<b>5. FLAGLER COUNTY COMMUNITY HEALTH NEEDS ASSESSMENT PLANNING PARTNERSHIP</b>	<b>13</b>
<b>6. PUBLIC HEALTH</b>	<b>15</b>
<b>7. PRIMARY &amp; SECONDARY DATA SOURCES</b>	<b>16</b>
<b>8. COMMUNITY COLLABORATION</b>	<b>19</b>
<b>9. ASSET INVENTORY</b>	<b>19</b>
<b>10. DATA SUMMARY &amp; PRIORITY SELECTION</b>	<b>20</b>
<b>11. KEY ISSUES TO BE ADDRESSED</b>	<b>21</b>
<b>12. ISSUES THAT WILL NOT BE ADDRESSED</b>	<b>21</b>
<b>13. NEXT STEPS</b>	<b>21</b>
<b>14. WRITTEN COMMENTS</b>	<b>21</b>
<b>15. EVALUATION OF THE STRATEGIES UNDERTAKEN IN THE 2013 COMMUNITY HEALTH PLAN</b>	<b>22</b>
<b>APPENDIX A: COMMUNITY HEALTH SURVEY</b>	<b>25</b>
<b>APPENDIX B: COMMUNITY MEETING ATTENDEES</b>	<b>38</b>
<b>APPENDIX B: FULL ASSET INVENTORY</b>	<b>39</b>

## 1. Executive Summary: The Community Health Needs Assessment Process

Florida Hospital Flagler (The Hospital) in Palm Coast, Florida partnered with Florida Department of Health-Flagler, Halifax Health, and Flagler Cares to create the Flagler Community Health Needs Assessment and Planning Partnership. The Partnership conducted a collaborative, countywide Community Health Needs Assessment in 2015-2016.

*This 2016 **Flagler County** Community Health Needs Assessment is also posted on the Florida Hospital Flagler web site.*

### Goals

The goals of the assessment were to:

- Engage public health and community stakeholders including low-income, minority and other underserved populations
- Assess and understand the community's health issues and needs
- Understand the health behaviors, risk factors and social determinants that impact health
- Identify community resources and collaborate with community partners
- Publish this Community Health Needs Assessment
- Use Assessment findings to develop and implement a 2016-2019 countywide Community Health Plan (implementation strategy) based on the community's prioritized issues. (The countywide Community Health Improvement Plan includes the strategies included in each partners' individual Community Health Plan (Implementation Strategies), including those of Florida Hospital Flagler)

### Methods for Engaging the Community in the Assessment

The 2016 Community Health Needs Assessment was built on input from people representing the broad community, as well as low-income, minority and other medically underserved populations. This input was solicited throughout 2016, and was gathered and considered in multiple ways.

Florida Hospital Flagler and the Flagler Community Health Needs Assessment and Planning Partnership created a multi-tiered approach to stakeholder involvement. The plan included the formation of a **Leadership Council** that included 27 leaders from 18 organizations representing key sectors of the public health system and safety net, including organizations representing low income, minority and other underserved populations.

The Leadership Council was tasked with guiding the Partnership through the Assessment process. The Leadership County met five times in 2015 and 2016 to:

- Review primary and secondary data
- Define and select the Priority Issues to be addressed in the countywide Community Health
- Develop a Community Asset Inventory
- Develop the Community Health Plan (implementation strategies) to address the Priority Issues identified in the Assessment

In addition to the Leadership Council, the community engagement process included:

- Community Health Surveys
- Facilitated Community Meetings

### Data

The Flagler Community Health Needs Assessment and Planning Partnership and Florida Hospital Flagler collected both primary and secondary data. The primary data included stakeholder input at two

Community Meetings with 58 participants, and a Community Survey (online and paper) with 584 respondents. Both the Surveys and the Meetings included people from the broad community as well as from low-income, minority and other underserved populations. Additionally, Florida Hospital Flagler considered internal hospital utilization data (inpatient and emergency department).

Much of the primary data and the secondary data included in the final Needs Assessment report was compiled by One Voice for Volusia (based in neighboring Volusia County), the agency contracted by the Flagler Community Health Needs Assessment/Community Health Plan Partnership. The included secondary data included Public Health and other publicly available data from state and nationally recognized data sources.

### **Asset Inventory**

The next step was a Community Asset Inventory. This Inventory was designed to help the Flagler Community Health Needs Assessment and Planning Partnership and Florida Hospital Flagler to (1) understand existing community efforts to address these particular issues and (2) prevent duplication of efforts as appropriate. The Asset Inventory was created through a web-based Community Input Survey and a Community Meeting hosted by Flagler Cares, with 33 stakeholders participating.

### **Selection Criteria**

Using the data findings and the Community Asset Inventory, the Flagler County Partnership identified 14 key health issues. Participants in the Community Meeting narrowed that list to five Priority Health and Health Behavior/Risk Factor Issues (determinants of health).

The criteria used to define the 14 and then the five Priority Issues included:

- A. How acute is the need? (based on data and community concern)
- B. What is the trend? Is the need getting worse?
- C. Does the hospital provide services that relate to the priority?
- D. Is someone else – or multiple groups – in the community already working on this issue?
- E. If the hospital were to address the issue, are there opportunities to work with community partners?

### **Priority Issues**

The Priority Issues selected by the Flagler County Partnership (and the Community Meeting) were:

1. Adult Behavioral Health (mental health, substance use/abuse, tobacco use)
2. Youth Behavioral Health (mental health, substance use/abuse, tobacco use)
3. Mothers & Children Under Age 5 (women's health, teen pregnancy, prenatal care, birth outcomes, child health and development, early learning)
4. Chronic Disease: Cardiovascular Diseases & Diabetes (including the shared modifiable risk factors of healthy eating & physical activity)
5. Family Violence (domestic violence and child abuse/neglect)

### **Approvals**

The Community Health Needs Assessment findings and selected Priority Issues were approved by the Flagler County Hospital Board in Fall 2016. The final Needs Assessment was posted on the hospital's web site prior to December 31, 2016.

**Next Steps**

Next, the Flagler Community Health Needs Assessment and Planning Partnership, including Florida Hospital Flagler, will develop a 2017-2019 Community Health Improvement Plan (implementation strategies) to address the priority issues. The Plan will be completed and posted on the hospital’s web site prior to May 15, 2017.

**2. Hospital Description**

Florida Hospital Flagler is a part of Adventist Health System, the nation’s largest not-for-profit Protestant healthcare provider system with a mission to extend the healing ministry of Christ. Florida Hospital Flagler has 99 licensed beds and employs nearly 1,000 caregivers, of which nearly 75 percent live in Flagler County. Florida Hospital Flagler continues to grow with the community and is now comprised of the hospital’s main campus; Town Center Surgery, a freestanding outpatient center; and the Parkway Medical Plaza that includes a walk-in clinic, laboratory, imaging and women’s center and physician offices.

**3. Choosing the Community**

Florida Hospital Flagler defines its “community” as its Primary Service Area (PSA) from which 75-80% of its patients come. Primary Service area ZIP codes include 32110, 32137, and 32164 (3 of the 4 ZIP code areas in the entire county).

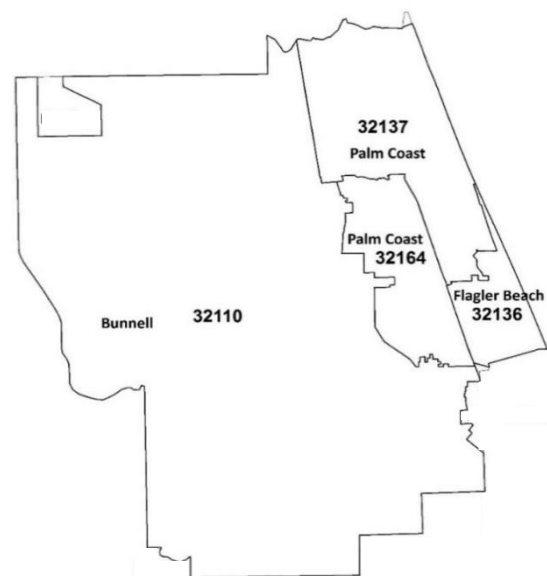
**4. Community Description & Demographics**

Florida Hospital Flagler’s Primary Service Area includes most of Flagler County and ZIP codes 32110, 32137 and 32164.

Flagler County, so named for Henry Morrison Flagler who built the Florida East Coast Railway, is on the east coast of the U.S. State of Florida. Flagler County encompasses 571 square miles in an area consisting of 485 square miles of land and 86 square miles of water in Northeast Florida. It is approximately 30 miles south of downtown Jacksonville with a diverse geography and culture. The Atlantic Ocean defines the eastern boundary of the county for 19 miles.

Flagler County was home to 104,571 individuals in 2016 with approximately 17.9% of the population under 18 years of age and about 28.7% who were 65 years and older. The largest city in Flagler County is Palm Coast with an estimated population of over 80,600 according to the 2014 American Community Survey. The City of Bunnell is the county seat and Beverly Beach, Flagler Beach and Marineland are the other cities in the county with over 13% of the population residing in unincorporated Flagler County.

In 2016, the median household income in Flagler County was \$46,939. The Florida Department of Economic Opportunity, Bureau of Labor Market Statistics, reported that 40,817 of the 43,502 identified as in the civilian labor force were employed in 2015, resulting in an annual unemployment rate of 6.2%.



The top three Industries in Flagler County by number of employees are Retail Trade, Accommodation & Food Services, and Health Care & Social Assistance.

Total public school enrollment (grades preK-12) increased slightly to 12,937 in December 2015 according to the Florida Department of Education. In Flagler County, 84.4% percent of residents 25 or older had a high school degree or higher and 21.7% of residents 25 years or older reported having a Bachelor's degree or higher according to 2016 Claritas data from Northeast Florida Counts.

In 2016, the Flagler County population was 82.1% white, 10.8% black/African-American and 7.1% other races or multi-racial. 10.2% of the population reported they were Hispanic.

As detailed in the tables on the following pages, residents in some geographic areas of the County and the PSA area suffer disproportionately from key socio-economic and health issues. A summary of those differences is noted below:

- 32110 (Bunnell) had a higher level of poverty and unemployment and lower median income and property values than the rest of the County
- 32110 had a lower Median Household Income than Flagler County
- 32110 had a higher poverty rate than Flagler County
- 32110 had a higher Heart Failure and Diabetes Death Rate than the rest of the PSA.
- 32110 and 32136 had the highest low birth weight rates in the PSA.

### City Population

City	Number	Percent	City	Number	Percent
Beverly Beach	347	0.3%	Marineland	16	0.0%
Bunnell	2,778	2.7%	Palm Coast	80,600	78.7%
Flagler Beach	4,747	4.6%	Unincorporated Flagler County*	13,920	13.6%

Source: U.S. Census Bureau, 2014 American Community Survey

\*Calculated

### 2016 Population and Population by Sex

ZIP Code	City	County	2016 Population	Male	Female
32110	Bunnell	Flagler	8,674	4,356 (50.22%)	4,318 (49.78%)
32136	Flagler Beach	Flagler	7,478	3,585 (47.94%)	3,893 (52.06%)
32137	Palm Coast	Flagler	41,593	19,836 (47.69%)	21,757 (52.31%)
32164	Palm Coast	Flagler	45,837	21,907 (47.79%)	23,930 (52.21%)
Flagler			104,571	50,178 (47.98%)	54,393 (52.02%)
Florida			20,299,288	9,931,093 (48.92%)	10,368,195 (51.08%)

Source: Claritas data from www.neflcounts.org

### 2016 Population by Ethnicity

ZIP Code	City	County	Hispanic/Latino	Not Hispanic/Latino
32110	Bunnell	Flagler	485 (5.59%)	8,189 (94.41%)
32136	Flagler Beach	Flagler	185 (2.47%)	7,293 (97.53%)
32137	Palm Coast	Flagler	4,209 (10.12%)	37,384 (89.88%)
32164	Palm Coast	Flagler	5,706 (12.45%)	40,131 (87.55%)
Flagler			10,619 (10.15%)	93,952 (89.85%)
Florida			4,974,766 (24.51%)	15,324,522 (75.49%)

Source: Claritas data from www.neflcounts.org

### 2016 Population by Race

ZIP Code	City	County	White	Black/ African American	Asian
32110	Bunnell	Flagler	7,112 (81.99%)	1,195 (13.78%)	50 (0.58%)
32136	Flagler Beach	Flagler	7,245 (96.88%)	77 (1.03%)	56 (0.75%)
32137	Palm Coast	Flagler	35,300 (84.87%)	3,559 (8.56%)	1,000 (2.40%)
32164	Palm Coast	Flagler	35,174 (76.74%)	6,464 (14.10%)	1,280 (2.79%)
Flagler			85,800 (82.05%)	11,294 (10.80%)	2,394 (2.29%)
Florida			14,936,301 (73.58%)	3,321,429 (16.36%)	552,479 (2.72%)

ZIP Code	City	County	American Indian/ AK Native	Native HI/Pacific Islander	Some Other Race	2+ Races
32110	Bunnell	Flagler	44 (0.51%)	4 (0.05%)	76 (0.88%)	193 (2.23%)
32136	Flagler Beach	Flagler	20 (0.27%)	1 (0.01%)	12 (0.16%)	67 (0.90%)
32137	Palm Coast	Flagler	150 (0.36%)	22 (0.05%)	610 (1.47%)	952 (2.29%)
32164	Palm Coast	Flagler	139 (0.30%)	42 (0.09%)	1,229 (2.68%)	1,509 (3.29%)
Flagler			359 (0.34%)	69 (0.07%)	1,926 (1.84%)	2,729 (2.61%)
Florida			81,742 (0.40%)	14,738 (0.07%)	813,247 (4.01%)	579,352 (2.85%)

Source: Claritas data from [www.neflcounts.org](http://www.neflcounts.org)

### 2016 Population by Age (Under Age 18)

ZIP Code	City	County	0 - 4	5 - 9	10 - 14	15 - 17
32110	Bunnell	Flagler	440 (5.07%)	473 (5.45%)	454 (5.23%)	320 (3.69%)
32136	Flagler Beach	Flagler	122 (1.63%)	143 (1.91%)	193 (2.58%)	132 (1.77%)
32137	Palm Coast	Flagler	1,384 (3.33%)	1,531 (3.68%)	1,960 (4.71%)	1,338 (3.22%)
32164	Palm Coast	Flagler	2,541 (5.54%)	2,745 (5.99%)	3,009 (6.56%)	1,828 (3.99%)
Flagler			4,506 (4.31%)	4,915 (4.70%)	5,651 (5.40%)	3,640 (3.48%)
Florida			1,101,372 (5.43%)	1,131,767 (5.58%)	1,161,909 (5.72%)	732,432 (3.61%)

Source: Claritas data from [www.neflcounts.org](http://www.neflcounts.org)

### 2016 Population by Age (Adults)

ZIP Code	City	County	18 - 20	21 - 24	25 - 34	35 - 44	45 - 54
32110	Bunnell	Flagler	290 (3.34%)	409 (4.72%)	933 (10.76%)	848 (9.78%)	1,190 (13.72%)
32136	Flagler Beach	Flagler	131 (1.75%)	188 (2.51%)	407 (5.44%)	419 (5.60%)	803 (10.74%)
32137	Palm Coast	Flagler	1,219 (2.93%)	1,626 (3.91%)	3,196 (7.68%)	3,517 (8.46%)	4,896 (11.77%)
32164	Palm Coast	Flagler	1,598 (3.49%)	2,004 (4.37%)	4,730 (10.32%)	5,611 (12.24%)	5,643 (12.31%)
Flagler			3,263 (3.12%)	4,259 (4.07%)	9,316 (8.91%)	10,454 (10.00%)	12,660 (12.11%)
Florida			758,201 (3.74%)	1,044,473 (5.15%)	2,538,115 (12.50%)	2,440,528 (12.02%)	2,726,373 (13.43%)

Source: Claritas data from [www.neflcounts.org](http://www.neflcounts.org)

### 2016 Population by Age (Older Adults)

ZIP Code	City	County	55 - 64	65 - 74	75 - 84	85+
32110	Bunnell	Flagler	1,374 (15.84%)	1,217 (14.03%)	514 (5.93%)	212 (2.44%)
32136	Flagler Beach	Flagler	1,650 (22.06%)	1,898 (25.38%)	1,027 (13.73%)	365 (4.88%)
32137	Palm Coast	Flagler	6,943 (16.69%)	8,192 (19.70%)	4,182 (10.05%)	1,609 (3.87%)
32164	Palm Coast	Flagler	5,773 (12.59%)	6,315 (13.78%)	3,049 (6.65%)	991 (2.16%)
Flagler			15,887 (15.19%)	17,912 (17.13%)	8,893 (8.50%)	3,215 (3.07%)
Florida			2,674,449 (13.18%)	2,229,398 (10.98%)	1,224,363 (6.03%)	535,908 (2.64%)

Source: Claritas data from [www.neflcounts.org](http://www.neflcounts.org)

### 2016 Households Including People Under Age 18

ZIP Code	City	County	Households including People Under Age 18
32110	Bunnell	Flagler	990 (29.01%)
32136	Flagler Beach	Flagler	481 (11.98%)
32137	Palm Coast	Flagler	3,947 (22.79%)
32164	Palm Coast	Flagler	5,659 (33.47%)
Flagler			11,164 (26.50%)
Florida			2,391,077 (29.91%)

Source: Claritas data from [www.neflcounts.org](http://www.neflcounts.org)

### 2016 Population Over Age 5 by Language Spoken at Home

ZIP Code	City	County	Speak Only English at Home	Speak Spanish at Home	Speak Asian/PI Language at Home	Speak Indo-European Language at Home	Speak Other Language at Home
32110	Bunnell	Flagler	7,607 (92.39%)	217 (2.64%)	5 (0.06%)	387 (4.70%)	18 (0.22%)
32136	Flagler Beach	Flagler	7,093 (96.42%)	100 (1.36%)	49 (0.67%)	104 (1.41%)	10 (0.14%)
32137	Palm Coast	Flagler	33,696 (83.80%)	2,312 (5.75%)	1,289 (3.21%)	2,854 (7.10%)	58 (0.14%)
32164	Palm Coast	Flagler	36,613 (84.56%)	3,444 (7.95%)	155 (0.36%)	2,983 (6.89%)	101 (0.23%)
Flagler			85,935 (85.88%)	6,066 (6.06%)	1,490 (1.49%)	6,381 (6.38%)	193 (0.19%)
Florida			13,910,494 (72.46%)	3,912,758 (20.38%)	291,433 (1.52%)	978,394 (5.10%)	104,837 (0.55%)

Source: Claritas data from [www.neflcounts.org](http://www.neflcounts.org)



### Percent Population Growth 2010 to 2016 (All and Families)

ZIP Code	City	County	All	Families
32110	Bunnell	Flagler	2.98%	4.39%
32136	Flagler Beach	Flagler	2.48%	6.57%
32137	Palm Coast	Flagler	9.69%	8.17%
32164	Palm Coast	Flagler	11.97%	8.32%
Flagler			7.97%	7.64%
Florida			7.97%	7.85%

Source: Claritas data from www.neflcounts.org

### 2016 Owner Occupied Housing Units Median Value

ZIP Code	City	County	Median Value
32110	Bunnell	Flagler	\$141,006
32136	Flagler Beach	Flagler	\$218,528
32137	Palm Coast	Flagler	\$213,057
32164	Palm Coast	Flagler	\$165,193
Flagler			\$182,434
Florida			\$172,146

Source: Claritas data from www.neflcounts.org

### 2016 Median Length of Residence (in years)

ZIP Code	City	County	Total	Renter Occupied Housing Units	Owner Occupied Housing Units
32110	Bunnell	Flagler	10.20	5.70	11.60
32136	Flagler Beach	Flagler	10.00	4.80	11.60
32137	Palm Coast	Flagler	9.90	4.60	11.40
32164	Palm Coast	Flagler	9.20	5.50	10.40
Flagler			9.60	5.10	11.00
Florida			9.500	5.10	12.00

Source: Claritas data from www.neflcounts.org

### 2016 Occupied Housing Units by Vehicles Available

ZIP Code	City	County	No Vehicle	1 Vehicle	2 Vehicles	3 Vehicles	4 Vehicles	5+ Vehicles
32110	Bunnell	Flagler	169 (4.95%)	1,363 (39.94%)	1,271 (37.24%)	310 (9.08%)	219 (6.42%)	81 (2.37%)
32136	Flagler Beach	Flagler	177 (4.41%)	1,602 (39.90%)	1,827 (45.50%)	320 (7.97%)	54 (1.34%)	35 (0.87%)
32137	Palm Coast	Flagler	612 (3.53%)	6,747 (38.96%)	7,950 (45.90%)	1,492 (8.61%)	366 (2.11%)	152 (0.88%)
32164	Palm Coast	Flagler	714 (4.22%)	6,320 (37.37%)	7,781 (46.01%)	1,431 (8.46%)	485 (2.87%)	179 (1.06%)
Flagler			1,691 (4.01%)	16,248 (38.56%)	18,998 (45.09%)	3,601 (8.55%)	1,133 (2.69%)	465 (1.10%)
Florida			563,683 (7.05%)	3,317,287 (41.49%)	3,031,556 (37.92%)	823,950 (10.31%)	200,008 (2.50%)	58,265 (0.73%)

Source: Claritas data from www.neflcounts.org

## 2016 Median Household Income

ZIP Code	City	County	Median Household Income
32110	Bunnell	Flagler	\$41,992
32136	Flagler Beach	Flagler	\$48,525
32137	Palm Coast	Flagler	\$49,592
32164	Palm Coast	Flagler	\$45,638
Flagler			\$46,939
Florida			\$47,912

Source: Claritas data from [www.neflcounts.org](http://www.neflcounts.org)

## 2016 Households by Income (Under \$50,000)

ZIP Code	City	County	< \$15,000	\$15,000 - \$24,999	\$25,000 - \$34,999	\$35,000 - \$49,999
32110	Bunnell	Flagler	599 (17.55%)	396 (11.60%)	409 (11.98%)	649 (19.02%)
32136	Flagler Beach	Flagler	206 (5.13%)	412 (10.26%)	468 (11.66%)	1,022 (25.45%)
32137	Palm Coast	Flagler	2,011 (11.61%)	1,925 (11.11%)	2,308 (13.33%)	2,483 (14.34%)
32164	Palm Coast	Flagler	1,888 (11.16%)	1,806 (10.68%)	2,510 (14.84%)	3,174 (18.77%)
Flagler			4,757 (11.29%)	4,607 (10.93%)	5,767 (13.69%)	7,459 (17.70%)
Florida			1,080,320 (13.51%)	955,399 (11.95%)	924,023 (11.56%)	1,205,423 (15.08%)

Source: Claritas data from [www.neflcounts.org](http://www.neflcounts.org)

## 2016 Households by Income (\$50,000-\$149,999)

ZIP Code	City	County	\$50,000 - \$74,999	\$75,000 - \$99,000	\$100,000 - \$124,999	\$125,000 - \$149,999
32110	Bunnell	Flagler	647 (18.96%)	284 (8.32%)	230 (6.74%)	84 (2.46%)
32136	Flagler Beach	Flagler	709 (17.66%)	407 (10.14%)	363 (9.04%)	121 (3.01%)
32137	Palm Coast	Flagler	3,625 (20.93%)	2,078 (12.00%)	1,050 (6.06%)	595 (3.44%)
32164	Palm Coast	Flagler	3,847 (22.75%)	1,697 (10.04%)	1,080 (6.39%)	306 (1.81%)
Flagler			8,884 (21.08%)	4,512 (10.71%)	2,752 (6.53%)	1,123 (2.67%)
Florida			1,439,577 (18.01%)	872,828 (10.92%)	561,297 (7.02%)	314,865 (3.94%)

Source: Claritas data from [www.neflcounts.org](http://www.neflcounts.org)

## 2016 Households by Income (\$150,000 and Over)

ZIP Code	City	County	\$150,000 - \$199,999	\$200,000 - \$249,999	\$250,000 - \$499,999	\$500,000+
32110	Bunnell	Flagler	81 (2.37%)	27 (0.79%)	7 (0.21%)	0 (0.00%)
32136	Flagler Beach	Flagler	174 (4.33%)	56 (1.39%)	66 (1.64%)	11 (0.27%)
32137	Palm Coast	Flagler	709 (4.09%)	210 (1.21%)	258 (1.49%)	67 (0.39%)
32164	Palm Coast	Flagler	364 (2.15%)	123 (0.73%)	87 (0.51%)	28 (0.17%)
Flagler			1,332 (3.16%)	416 (0.99%)	421 (1.00%)	106 (0.25%)
Florida			299,138 (3.74%)	122,176 (1.53%)	154,964 (1.94%)	64,739 (0.81%)

Source: Claritas data from [www.neflcounts.org](http://www.neflcounts.org)

### 2016 Families Below Poverty

ZIP Code	City	County	Families Below Poverty	Families Below Poverty with Children
32110	Bunnell	Flagler	348 (15.07%)	210 (9.09%)
32136	Flagler Beach	Flagler	54 (2.30%)	36 (1.53%)
32137	Palm Coast	Flagler	1,202 (9.66%)	827 (6.65%)
32164	Palm Coast	Flagler	1,491 (11.92%)	1,069 (8.54%)
Flagler			3,126 (10.43%)	2,149 (7.17%)
Florida			647,028 (12.41%)	453,650 (8.70%)

Source: Claritas data from www.neflcounts.org

### 2016 Population 25+ by Educational Attainment

ZIP Code	City	County	<u>Less than 9th Grade</u>	<u>Some High School, No Diploma</u>	<u>High School Grad</u>	<u>Some College, No Degree</u>
32110	Bunnell	Flagler	198 (3.15%)	713 (11.34%)	2,364 (37.60%)	1,598 (25.41%)
32136	Flagler Beach	Flagler	112 (1.70%)	202 (3.08%)	2,038 (31.02%)	1,709 (26.02%)
32137	Palm Coast	Flagler	767 (2.36%)	1,983 (6.09%)	10,352 (31.82%)	8,758 (26.92%)
32164	Palm Coast	Flagler	940 (2.93%)	2,576 (8.02%)	10,879 (33.88%)	8,545 (26.61%)
Flagler			2,028 (2.59%)	5,505 (7.03%)	25,858 (33.01%)	20,883 (26.66%)
Florida			771,559 (5.37%)	1,151,837 (8.02%)	4,260,919 (29.65%)	2,978,401 (20.73%)

ZIP Code	City	County	<u>Associate Degree</u>	<u>Bachelor Degree</u>	<u>Master's Degree</u>	<u>Prof. School Degree</u>	<u>Doctorate Degree</u>
32110	Bunnell	Flagler	556 (8.84%)	537 (8.54%)	266 (4.23%)	34 (0.54%)	22 (0.35%)
32136	Flagler Beach	Flagler	605 (9.21%)	1,186 (18.05%)	501 (7.63%)	95 (1.45%)	121 (1.84%)
32137	Palm Coast	Flagler	2,908 (8.94%)	5,273 (16.21%)	1,758 (5.40%)	454 (1.40%)	282 (0.87%)
32164	Palm Coast	Flagler	2,919 (9.09%)	4,307 (13.41%)	1,652 (5.14%)	183 (0.57%)	111 (0.35%)
Flagler			7,060 (9.01%)	11,399 (14.55%)	4,277 (5.46%)	776 (0.99%)	551 (0.70%)
Florida			1,339,159 (9.32%)	2,489,744 (17.33%)	936,816 (6.52%)	285,226 (1.98%)	155,473 (1.08%)

Source: Claritas data from www.neflcounts.org

## 2016 Percent Civilian Labor Force Unemployed

ZIP Code	City	County	All	Male	Female
32110	Bunnell	Flagler	10.18%	9.94%	10.45%
32136	Flagler Beach	Flagler	7.98%	10.08%	5.65%
32137	Palm Coast	Flagler	9.59%	9.79%	9.39%
32164	Palm Coast	Flagler	8.14%	8.30%	7.98%
Flagler			8.80%	9.08%	8.53%
Florida			10.46%	10.79%	10.10%

Source: Claritas data from [www.neflcounts.org](http://www.neflcounts.org)

## 2016 Means of Transportation to Work

ZIP Code	City	County	Worked at Home	Carpooled	Drove Alone
32110	Bunnell	Flagler	183 (5.87%)	260 (8.35%)	2,555 (82.02%)
32136	Flagler Beach	Flagler	243 (8.95%)	134 (4.94%)	2,214 (81.55%)
32137	Palm Coast	Flagler	1,093 (7.99%)	1,198 (8.76%)	11,010 (80.48%)
32164	Palm Coast	Flagler	634 (3.76%)	1,719 (10.18%)	14,118 (83.64%)
Flagler			2,147 (5.84%)	3,391 (9.23%)	30,166 (82.12%)
Florida			433,945 (4.99%)	831,663 (9.56%)	6,924,328 (79.57%)

ZIP Code	City	County	Walked	Bicycle	Public Transport	Other
32110	Bunnell	Flagler	78 (2.50%)	3 (0.10%)	8 (0.26%)	28 (0.90%)
32136	Flagler Beach	Flagler	18 (0.66%)	41 (1.51%)	2 (0.07%)	63 (2.32%)
32137	Palm Coast	Flagler	79 (0.58%)	166 (1.21%)	55 (0.40%)	79 (0.58%)
32164	Palm Coast	Flagler	99 (0.59%)	93 (0.55%)	6 (0.04%)	210 (1.24%)
Flagler			276 (0.75%)	303 (0.82%)	71 (0.19%)	381 (1.04%)
Florida			133,079 (1.53%)	59,323 (0.68%)	184,212 (2.12%)	135,277 (1.55%)

Source: Claritas data from [www.neflcounts.org](http://www.neflcounts.org)

## Other Population Characteristics

Characteristic	Flagler	Florida
Women of child-bearing age,15-50 (% of Total Pop.)	20,052 (20.4%)	4,516,605 (22.7%)
Total Resident Births	833	219,905
Population of Veterans (% of 18+)	11,121 (12.1%)	1,461,722 (9.3%)

Sources: U.S. Census, 2014 American Community Survey, Florida CHARTS

### Heart Failure Death Rate, 3-Year Rolling Rates, 2012-2014, by ZIP Code

ZIP Code	ZIP Count	ZIP Rate	Black Count	Black Rate	White Count	White Rate	Hispanic Count	Hispanic Rate
32110	7	30.8	1	12.2	5	39.2	0	0.0
32136	6	26.8	0	0.0	6	27.6	0	0.0
32137	24	21.7	1	11.1	22	25.8	0	0.0
32164	33	25.0	4	20.8	26	28.0	1	7.3

Source: Florida Department of Health, Bureau of Vital Statistics

Note: Crude Rate per 100,000 Population

### Stroke Death Rate, 3-Year Rolling Rates, 2012-2014, by ZIP Code

ZIP Code	ZIP Count	ZIP Rate	Black Count	Black Rate	White Count	White Rate	Hispanic Count	Hispanic Rate
32110	14	61.5	4	48.9	10	78.3	0	0.0
32136	15	67.0	0	0.0	15	68.9	0	0.0
32137	71	64.1	6	66.9	60	70.3	2	18.5
32164	50	37.9	5	26.0	40	43.1	4	29.1

Source: Florida Department of Health, Bureau of Vital Statistics

Note: Crude Rate per 100,000 Population

### Table 3.13 Diabetes Death Rate, 3-Year Rolling Rates, 2012-2014, by ZIP Code

ZIP Code	ZIP Count	ZIP Rate	Black Count	Black Rate	White Count	White Rate	Hispanic Count	Hispanic Rate
32110	13	57.1	0	0.0	13	101.8	0	0.0
32136	8	35.7	0	0.0	8	36.8	0	0.0
32137	50	45.1	7	78.0	37	43.3	5	46.2
32164	35	26.5	5	26.0	40	43.1	0	0.0

Source: Florida Department of Health, Bureau of Vital Statistics

Note: Crude Rate per 100,000 Population

### Table 4.5 Low Birth Weight by Race, Ethnicity and ZIP Code, 2014

ZIP Code	ZIP Count	ZIP Rate	Black Count	Black Rate	White Count	White Rate	Hispanic Count	Hispanic Rate
32110	10	94.3	4	222.2	6	69.8	0	0.0
32136	6	157.9	2	1000.0	6	162.2	0	0.0
32137	17	66.9	5	147.1	11	53.7	2	62.5
32164	30	69.8	6	83.3	19	57.2	5	100.0

Source: Florida Department of Health, Bureau of Vital Statistics

Note: Rate per 1,000 Live Births

## 5. Flagler County Community Health Needs Assessment and Planning Partnership Leadership Council

The Leadership Council of the Flagler County Community Health Needs Assessment and Planning Partnership was formed to conduct a comprehensive assessment of the community. The Council included representation from the community, public health, and low-income, minority and other underserved populations. The Council met three times during 2015-2016.

### Flagler Community Health Needs Assessment and Planning Leadership Council

Name/Title	Entity/Agency Represented	Expertise				
			Low-Income	Minority	Public Health	Other Medically Underserved
Bob Snyder, Health Officer	Department of Health-Flagler	Public Health	x	x	x	x
Sheena Fegumps	Department of Health-Flagler	Public Health	x	x	x	x
Ken Mattison, President & CEO	Florida Hospital Flagler	Hospital				x
Ron Jimenez, MD, President & CEO (new)	Florida Hospital Flagler	Hospital				x
Lauren Dye, Community Benefit Manager	Florida Hospital Flagler	Hospital				x
Joann King, COO	Florida Hospital Flagler	Hospital				x
Jill Piazza, Vice President, Care Integration	Florida Hospital Volusia/Flagler	Care coordination for low-income, uninsured	x	x		x
Beverly Ivey, Asst. VP, Integrated Marketing	Florida Hospital Volusia/Flagler	Hospital				x
Bob Williams, Exec. Director, Business Development	Halifax Health	Hospital				x
Sharon Warriner, Grant Writer	Halifax Health	Hospital	x			x
Bill Griffin, Director, Research/Planning	Halifax Health	Hospital				x
Ray Salazar, President	United Way of Volusia-Flagler Counties	Nonprofit funder – services for low-income community	x	x		x
Dennis Burns, President (new)	United Way of Volusia-Flagler Counties	Nonprofit funder – services for low-income community	x	x		x
Chet Bell, Management Consultant	Stewart-Marchman-Act Behavioral Healthcare	Behavioral health and substance abuse	x	x		x
Rhonda Harvey, COO	Stewart-Marchman-Act Behavioral Healthcare	Behavioral health and substance abuse	x	x		x

Name/Title	Entity/Agency Represented	Expertise				
			Low-Income	Minority	Public Health	Other Medically Underserved
Laura Spencer, CEO	Azalea Health – Federally Qualified Health Center	Low-income, minority, underserved patients	x	x		x
Stephen Bickel, MD, Board President	Flagler Free Clinic	Uninsured patients	x	x		x
Joseph A. Mayer, Community Services Director	County of Flagler	County Government	x	x		
James Manfre, Sheriff	Flagler County Sheriff's Office	Law Enforcement	x	x		
Lynette Shott, Executive Director, Community and Student Engagement	Flagler County Schools	K-12 Education (youth)	x	x		
Barbara Revels	Business/Community Leader	Business				
Rebecca DeLorenzo, President	Flagler County Chamber	Business				
Trish Giaccone, Executive Director	Family Life Center	Domestic violence	x	x		x
Dixie Morgese, Executive Director	Healthy Start of Flagler/Volusia	Infant & maternal health	x	x		x
Thalia Smith, Program Manager	Healthy Start of Flagler/Volusia	Infant & maternal health	x	x		x
D.J. Lebo, Executive Director	Flagler/Volusia Early Learning Coalition	Young children	x	x		
Allison Miller, Outreach Manager	Flagler/Volusia Early Learning Coalition	Young children	x	x		
Arnold Anderson, Circuit 7 Community Development Administrator	Department of Children and Families	State Government	x	x	x	x
M.C. Beadle, Fire Chief	City of Palm Coast	City Government, EMS				

## 6. Public Health

The Florida Department of Health-Flagler was one of the four key partners in the 2015-16 Community Health Needs Assessment and Planning Partnership. The Department was represented by Robert Snyder, Health Officer.

Robert “Bob” Snyder brings more than 30 years of hospital management experience to the Health Officer position. Prior to coming to DOH-Flagler, he served in several capacities for Orlando Health, a network of community and specialty hospitals based in Orlando. In 2002, Snyder began as administrator of Ancillary and Support Services for Dr. P. Phillips Hospital (formerly Orlando Regional Sand Lake Hospital). He then

served as administrator of Master Faculty Planning in 2006 at Orlando Regional Medical Center and as president, vice president and chief operating officer for South Seminole Hospital from 2009-2012. Between 1982 and 2008, Snyder held executive and management level positions at several hospitals, including associate executive director at Humana Hospital Bennett, chief executive and operating officer at Waterman Medical Center, and administrator at Memorial Hospital Flagler.

Snyder graduated from Siena College in New York with a Bachelor of Arts and earned his Master of Public Health from the University of South Carolina. He is a former commissioner with the State of Florida Commission on Excellence in Health Care and former chairman of the Small and Rural Hospital Council with the Florida Hospital Association. Snyder is also an active member of Flagler Beach Rotary Club and a volunteer chaplain for Florida Hospital Flagler.

## **7. Primary & Secondary Data Sources**

### ***Primary Data***

- a. Flagler County CHNA and Planning Leadership Council engagement
- b. Community Health Survey. The 2015-2016 Community Health Survey in Volusia and Flagler Counties relied primarily on an Internet-based survey--which was collected using Survey Monkey--to reach as many respondents as. The online survey was available in English and Spanish via [www.communityhealthsurvey.com](http://www.communityhealthsurvey.com). There were 2,150 Internet surveys collected. Paper surveys, also available in Spanish and English, were utilized to reach individuals without convenient access to the Internet and were manually entered. 530 paper surveys were manually entered.
- c. Hospital Utilization Data (Top 10 Inpatient and Emergency Department diagnoses by payer)

*See Appendix A for a full description of the process for, and findings of, the Community Health Survey Results for Flagler County.*

### ***Secondary Data***

A comprehensive CHNA document was prepared for the CHNA and Planning Partnership that included secondary data from the following sources.

#### **A.L.I.C.E. Report United Way of Volusia-Flagler Counties**

<http://www.unitedway-vfc.org>

#### **Centers for Disease Control (CDC)**

<http://www.cdc.gov/>

#### **Florida Agency for Health Care Administration**

[www.ahca.myflorida.com](http://www.ahca.myflorida.com)

#### **Florida Department of Children and Families**

[www.myflfamilies.com](http://www.myflfamilies.com), [www.centerforchildwelfare.org/Datareports/TrendReports.shtml](http://www.centerforchildwelfare.org/Datareports/TrendReports.shtml)

Florida Safe Families Network Data Mart/Data Registry

Florida Youth Substance Abuse Survey

<http://myflfamilies.com/service-programs/substance-abuse/fysas>

#### **Florida Department of Education**



[www.fldoe.org](http://www.fldoe.org)

Education Information and Accountability Services  
Office of Early Learning  
Office of Safe Schools

**Florida Department of Health**

[www.doh.state.fl.us](http://www.doh.state.fl.us), [www.floridacharts.com](http://www.floridacharts.com)

Bureau of Epidemiology  
Bureau of HIV/AIDS  
Bureau of Immunization  
Bureau of STD Prevention and Control  
Bureau of TB & Refugee Health  
Bureau of Vital Statistics  
Florida Behavioral Risk Factor Surveillance System  
Florida Department of Health Physician Workforce Surveys  
Florida Youth Tobacco Survey  
Office of Injury Prevention  
WIC and Nutritional Services

**Florida Department of Highway Safety and Motor Vehicles**

[www.flhsmv.gov](http://www.flhsmv.gov)

**Florida Department of Juvenile Justice**

[www.djj.state.fl.us](http://www.djj.state.fl.us)

**Florida Department of Law Enforcement**

[www.fdle.state.fl.us](http://www.fdle.state.fl.us)

**Florida Department of Transportation, Florida Commission for the Transportation Disadvantaged**

[www.dot.state.fl.us/ctd](http://www.dot.state.fl.us/ctd)

**Florida Office of Insurance Regulation**

[www.floir.com](http://www.floir.com)

**Florida Research and Economic Information Database Application**

<http://freida.labormarketinfo.com>

**Florida Youth Substance Abuse Survey**

<http://www.myflfamilies.com/service-programs/substance-abuse/fysas/2014>

**Healthy Kids**

<http://www.healthykids.org>

**Healthy People 2020**

<http://www.healthypeople.gov>

**Poverty in America**

[www.livingwage.mit.edu](http://www.livingwage.mit.edu)

**Merlin, Florida's Web-Based Reportable Disease Surveillance System**

**National Association of County & City Health Officials (NACCHO)**

<http://www.naccho.org/>

**Northeast Florida Counts**

[www.nefloridacounts.org](http://www.nefloridacounts.org)

Demographic Data, Claritas

**Schedule H (Form 990), Hospitals IRS**

<http://www.irs.gov/uac/About-Schedule-H-Form-990.19>

**Social Determinants of Health**

[www.cdc.gov/socialdeterminants/Definitions.html](http://www.cdc.gov/socialdeterminants/Definitions.html)

**U.S. Census Bureau**

<http://www.census.gov> and <https://www.census.gov/census2000/raceqandas.html>

American Community Survey

American Community Survey 1-year estimates

American Community Survey 5-year estimates

**U.S. Department of Labor, Bureau of Labor Statistics**

<http://www.bls.gov>

**U.S. Department of Health and Human Services**

<http://www.hhs.gov>

**U. S. Department of Health and Human Services Health Resources and Services Administration**

(HRSA) <http://www.hrsa.gov/shortage/index.html>

**University of South Florida, Florida Mental Health Institute**

<http://bakeract.fmhi.usf.edu/>

**U. S. Preventive Services Task Force (USPSTF)**

<http://www.uspreventiveservicestaskforce.org/index.html>.

**World Health Organization (WHO)**

[http://www.who.int/healthsystems/hss\\_glossary/en/index5.html](http://www.who.int/healthsystems/hss_glossary/en/index5.html)

[http://wwwtopics/chronic\\_diseases/en/](http://wwwtopics/chronic_diseases/en/)

[http://www.who.int/topics/public\\_health\\_surveillance](http://www.who.int/topics/public_health_surveillance)

## 8. Community Collaboration

In 2015-16, to reflect best practices and maximize community impact, leaders from Florida Hospital Flagler, the Florida Department of Health-Flagler, Flagler Cares (informal coalition of public and private organizations providing health and related support services) and Halifax Health convened to explore a collaborative process to develop a shared Community Health Needs Assessment and Community Health Improvement Plan (CHIP) for Flagler County.

These pillar organizations unanimously agreed to work together for the greater good. They formed the **Flagler County Community Health Needs Assessment and Planning Partnership** by committing their time, talents and resources to support the Needs Assessment process outlined below. The process was facilitated by One Voice for Volusia, a community framework organization for research, planning and community mobilization.

The **Flagler County Partnership** entities held a common vision to improve the population health and wellbeing in Flagler County. They committed to a nine-month process of convening to review and examine county-level and sub-county-level secondary data along with supporting the collection and review of primary data in order to establish high-level and priority health issues.

They agreed to invest in the creation of this shared community health needs assessment document that contains the examined and prioritized health issues along with the data indicators and identified community assets. This shared document will then serve as a common resource for both the investing partner organizations and the many community stakeholders that will support the creation of community health improvement plans based on these findings.

### Flagler County CHNA/CHIP Partnership

Florida Department of Health-Flagler	Project Funder
Flagler Cares	In-kind Resources Committed
Florida Hospital Flagler	Project Funder
Halifax Health	Project Funder

## 9. Asset Inventory

An inventory of community assets (and gaps) was developed through a two-step process. The goals of the Asset Inventory were to help the Partnership understand existing efforts to address community issues and to prevent duplication of services and initiatives in the Community Health Improvement Plan.

1. A web-based survey was conducted to inventory existing assets and gaps. The survey was promoted among Flagler stakeholders through the Flagler County CHNA/CHIP Leadership Council, the Flagler Cares network (130 individuals) and through the Community Connector (an e-communication system in Volusia/Flagler with over 2,700 subscribers). Forty-one (41) individuals responded to the survey.
2. A Community Meeting hosted by the Flagler Cares Coalition on April 11, 2016 was promoted to the Flagler Cares network. The meeting was attended by 37 individuals representing 29 different community organizations. Through facilitated large and small group discussions, participants provided input on current assets and suggested strategies to address the initial priorities.

*The full Asset Inventory is found in Appendix C.*

## 10. Data Summary & Priority Selection

The Flagler County Leadership Council met on March 30, 2016, to discuss the 14 health issues that had emerged from the primary and secondary data. The 14 issues were:

1. Chronic Disease: Respiratory Disorders – Asthma
2. Chronic Disease: Respiratory Disorders – Chronic Lower and Chronic Obstructive Pulmonary Disease
3. Communicable and Infectious Diseases: Sexually Transmitted Diseases (STD)
4. Communicable and Infection Diseases: HIV/AIDS
5. Communicable and Infectious Diseases: Vaccine Preventable Diseases – Flu Shots
6. Communicable and Infectious Diseases: Vaccine Preventable Diseases – Childhood Immunizations
7. Access to Health Services/Resources
8. Injuries
9. Socio-demographics/Health Determinants (poverty, employment, etc.)
10. Adult Behavioral Health (mental health, substance use/abuse, tobacco use)
11. Youth Behavioral Health (mental health, substance use/abuse, tobacco use)
12. Chronic Disease: Cardiovascular Diseases & Diabetes (including the shared modifiable risk factors of healthy eating & physical activity)
13. Mothers & Children Under Age 5 (women’s health, teen pregnancy, prenatal care, birth outcomes, child health and development, early learning)
14. Family Violence (domestic violence and child abuse/neglect)

The issues were detailed in a 133-page document sent to each member prior to the meeting. The document included a summary of the Forces of Change exercise, Local Public Health System Assessment, 2015-2016 Community Health Survey and the latest indicator data related to each health issue.

*The communitywide 2016 **Flagler County** Community Health Needs Assessment posted on this web site discusses each issue in detail.*

Members were then asked to consider each health issue through the lens of three prioritization criteria:

- A. **Impact:** How much does the issue affect other issues? What is the cost of NOT addressing it?
- B. **Trend & Magnitude of Difference:** Has the trend improved or worsened in the last five years? How much worse is the problem in Flagler compared to Florida?
- C. **Feasibility:** Are there successful strategies to address this problem? Is there a positive cost-benefit to addressing the problem?

Utilizing a multi-voting technique, the original 14 health issues were reduced to five initial Priority Health issues listed in Section 11 below. In addition to the five selected issues, the Leadership Council discussed the impact of poverty on all health and wellness issues and the importance of developing strategies that either address poverty directly or appropriately addresses the health disparities created by poverty.

The validation process included a Community Input Survey and a Community Meeting hosted by Flagler Cares. Forty-one (41) individuals responded to the survey and 37 individuals from 29 organizations participated in the community meeting. There was 80% or higher agreement with the Initial Priority Health Issues among the survey respondents and 100% agreement at the Community Meeting.

*See Appendices A and B for a full description of the Community Input Survey and Community Meeting processes and results.*

## 11. Key Issues to be Addressed

The Flagler Leadership Council reconvened on May 18, 2016 for a final review of the five initial health priorities. The group consensus was to keep all five health priorities as focus areas for the Community Health Improvement Plan. The Leadership Council collaboratively agreed upon specific issues for targeted action and established existing community activities and strategies to sustain.

As the specific issues were identified for action, participating council members volunteered to champion them based on their community position and current assets. This meeting created a synergistic bridge between the Community Health Needs Assessment process and the Community Health Improvement Planning (Implementation Strategies) process by engaging the community leaders in both vital phases.

1. **Adult Behavioral Health** (mental health, substance use/abuse, tobacco use)
2. **Youth Behavioral Health** (mental health, substance use/abuse, tobacco use)
3. **Mothers & Children Under Age 5** (women's health, teen pregnancy, prenatal care, birth outcomes, child health and development, early learning)
4. **Chronic Disease: Cardiovascular Diseases & Diabetes** (including the shared modifiable risk factors of healthy eating & physical activity)
5. **Family Violence** (domestic violence and child abuse/neglect)

## 12. Issues that will Not Be Addressed

Florida Hospital Flagler will include strategies that address a component of each of the five priority issues in their Community Health Plan and will work in partnership with many other organizations that are leading strategies included in the countywide Community Health Plan.

*Explanations of the Issues that will not be addressed are included in the communitywide 2016 **Flagler County** Community Health Needs Assessment posted on this web site.*

## 13. Next Steps

Florida Hospital Flagler will continue work on the development of their internal Community Health Plan and on the countywide Community Health Improvement Plan in collaboration with the original Partners and other community organizations.

## 14. Written Comments

No comments were received from the public regarding the 2013 Needs Assessment or Community Health Plan.

## 15. Evaluation of the Strategies Undertaken in the 2013 Community Health Plan

The Hospital conducts an annual Evaluation of the progress made on its Community Health Plan (Implementation Strategies). The Evaluation is reported to the IRS in the hospital's Form 990. The following narrative is a copy of the 2015 Community Health Plan Evaluation as noted in Form 990, Schedule H, Part V, Section B, Line 11.

Florida Hospital Flagler is located in Palm Coast, Florida. The hospital is located in the less populated western part of the city. Bunnell is the (Flagler) county seat and is included in the hospital's service area. In general, the 2,000 Bunnell residents have lower income and education levels than much of Palm Coast.

Florida Hospital Flagler's 2013 Community Health Needs Assessment identified high cholesterol, obesity/nutrition, smoking, and chronic disease (heart disease, diabetes and cancer) as key health issues. Many of these conditions are related to lifestyle and to access to health/community resources.

In 2015, the hospital provided multiple community health education programs and seminars, and tripled attendance in most of them over the past year. Efforts included work with low income populations. Some efforts, such as Change Your Life and CREATION Health, were aligned with similar efforts at four other Florida Hospital facilities in adjacent Volusia County.

### **Priority Issue: Prompting Health & Wellness - Heart Disease, Diabetes and Wellness/Lifestyle**

2013 Description of the Issue: The age-adjusted death rate for cardiac disease in Flagler County is 12.6 per 100,000 compared to 7.8 per 100,000 for the rest of Florida. Needs Assessment findings attribute the higher rate to several factors: the aging population, lifestyle factors and access/understanding of the community's health and community resources. The County's rates of diabetes and obesity are also slightly higher than the state average.

2015 Update: In 2015, nearly 1200 people were enrolled in the Change Your Life lifestyle membership program. In total, the Change Your Life wellness program reached 3,100 community members and hospital employees through events, physical challenges, education, online reporting and prizes. The program centered on the eight core principles of CREATION Health (choice, rest, environment, activity, trust in God, interpersonal relationships, outlook and nutrition). Over 94% of people who completed the CREATION Health part of the program reported an increase in knowledge and understanding of the importance of these principles. The CREATION Health completion rates and post-assessment scores in low-incomes areas were slightly lower than those of the rest of the county; the hospital is working to understand why.

The hospital also reached 2000 people at weekly blood pressure screenings; the goal was 350. People whose screenings were abnormal were referred to their family doctors or other affordable sources of care. Florida Hospital Flagler also provided free blood sugar screenings at multiple events, including 75 to residents in the (low-income) Bunnell community. Residents with high scores were linked to affordable health services.

In addition to CREATION Health, Florida Hospital Flagler held 19 educational seminars that engaged over 1000 people. In addition, the hospital hosted or provided meeting space to community groups for support

and education programs that address not only health issues, but social conditions. Programs included diabetes education, prostate cancer, breast cancer, head & neck cancer, cancer caregivers, lupus, stroke, step-parents, domestic violence, multiple myeloma survivors, Parkinson's disease, Gamblers Anonymous and Overeaters Anonymous.

**Priority: Access to Health Care Services**

2013 Description of the Issue: Access to health care emerged as a priority for our Community Benefit plans because data showed high rates of residents without access to health care (especially primary care) and residents without insurance. Limited access to health care services can aggravate other issues identified through our research including chronic disease, mental health issues, and maternal and child health. In 2013, the community had a free clinic but lacked a Federally Qualified or Rural Health Center.

2015 Update: Florida Hospital Flagler worked with community partners to bring Azalea Health, a multi-location FQHC, to Palm Coast. The new center offers affordable primary care services to Palm Coast and the surrounding area. The FQHC sees patients with Medicaid and Medicare, and sees uninsured patients on a sliding fee scale. In addition, the hospital provided over 250 lab vouchers to the Flagler Free Clinic.

**Priority: Access to Health and Community Resources**

2013 Description of the Issue: At the time of the 2013 Assessment, the County's 2-1-1 community resource line was sorely out-of-date, and lacked listings for health and wellness resources.

2015 Update: Florida Hospital Flagler worked with United Way and other community partners to update the listings of health and wellness resources in Flagler and Volusia County's 2-1-1 system. The 2015 goals and achievements were threefold: 1) increase the number of health and wellness resources listed in the county's 2-1-1 database from 0 (actual was 139); 2) increase referrals by staff to health and wellness resources from 0 (actual was 1,152); and 3) increase the number of web referrals for health and wellness resources from 0 (actual was 2,360).

**Priority: Adult Tobacco Use and Abuse programs**

2013 Description of the Issue: The rate of smoking in Flagler County adults (2010) falls in the third quartile in the state.

2015 Update: 235 people completed smoking cessation classes offered by Florida Hospital Flagler (the goal was 35). The "Tools to Quit" smoking cessation program was offered on campus and in underserved areas. The hospital is also a supporter of the Tobacco Free Flagler County Partnership, a community coalition whose goal is to prevent youth initiation and reduce the use of tobacco products.

**Priorities Considered but Not Selected**

Communicable Diseases: Florida Hospital Flagler did not select Communicable Disease as a priority at this time. We determined that there are groups already addressing this issue: The Health Department, Diggs Miracle Care and the Outreach Community Care Network. In addition, the hospital does not have the capacity to effectively address this issue.

Injuries: We also determined we are not the best community partner to address Injury, which was identified as a top priority through secondary data. Multiple community groups are working on issues like unintentional injury, violence and domestic violence in our community. These groups include the school systems, domestic abuse shelters, and governmental groups.

Maternal and Child Health: Maternal and child health issues were not selected as a direct effort. We believe our efforts around health and wellness and increasing health care access should have a positive impact on these issues. The hospital Maternity program offers new mother and parent support and education. The Health Department offers prenatal care for low-income women, and the Healthy Start Coalition of Volusia/Flagler offers support programs, especially for high-risk mothers. The Teen Outreach Program (TOP) in the County school system - a positive youth development curriculum that encourages Healthy Behavior, Life Skills and a Sense of Purpose - has a goal of reducing teen pregnancies.



# Appendix A: Community Health Survey 2015-2016

## Methodology

The 2015-2016 Community Health Survey in Volusia and Flagler Counties relied primarily on an Internet-based survey (which was collected using Survey Monkey) to reach as many respondents as possible within the limits of the project budget. The online survey was available in English and Spanish via [www.communityhealthsurvey.com](http://www.communityhealthsurvey.com). There were 2,150 Internet surveys collected. Paper surveys, also available in Spanish and English, were utilized to reach individuals without convenient access to the Internet and were manually entered. 530 paper surveys were manually entered.

The online and paper surveys were promoted and distributed through email communication, postings on various websites, and paper surveys made available at partner's places of business. Partners included:

- The nonprofit, governmental and business partners involved in the Community Health Needs Assessment process
- The members and partner organizations of One Voice for Volusia and Flagler Cares Coalitions
- The Community Connector, an e-blast system with over 2,900 subscribers.

The 21-questions survey, based on an instrument used nationally, included questions regarding perceived quality of life and health of the community, health concerns, barriers to health care, use of health care, health care needs and demographic information.

A total of 2,680 individuals completed the Volusia/Flagler Community Health Survey (online or via paper surveys). Five individuals completed the survey online in Spanish (no Spanish paper surveys were completed). The survey respondents were asked "*Where is your permanent residence?*"

- 2,003 reported that they lived in Volusia county
- 584 reported that they lived in Flagler county
- 81 reported that they lived in another Florida county
- 12 reported that they lived outside of Florida

Only the 584 Flagler respondents are included in the presentation of survey results in the following tables.

## Limitations

### Convenience Sampling

A convenience sampling methodology was used for the 2015-2016 Community Health Survey. The convenience sampling process is a non-probability sampling technique that relies on the collection of data from populations within easy reach of the researcher. In this case, community agencies were asked to promote the survey with their customers, staff and other stakeholders. This method was selected for ease and budget restrictions. Convenience sampling is much different from a random sampling methodology where the survey population is randomly sampled to gain responses from every population subset.

### Limitations and Cautions with Convenience Sampling

Convenience sampling can lead to the under-representation or over-representation of particular groups within the sample. This was the case with the 2015-2016 Community Health Survey for several subsets of the Flagler County population including males and individuals ages 18-24. It is important to understand that convenience

samples do not produce representative results because of the inherent biases. The results presented here cannot be considered representative of the entire population.

**Limitations of Internet Surveys**

Although paper surveys were made available, the survey process relied primarily on the Internet survey. Internet surveys tend to underrepresent lower-income, less educated and minority households.

**Community Health Survey Respondent Demographics**

Gender	Flagler (n=584)	
	number	percent
Male	161	27.57
Female	395	67.64
No Response	28	4.79
<b>Total</b>	584	100.00

Race Identification	Flagler (n=584)	
	number	percent
Black/African American	54	9.25
White/Caucasian	451	77.23
Asian/Pacific Islander	13	2.23
Other	40	6.85
No response	26	4.45
<b>Total</b>	584	100.00

*Question: Race: Which group do you most identify with? (Check ONE selection)*

Ethnic Identification	Flagler (n=584)	
	number	percent
Not Hispanic/Latino	373	63.87
Mexican	4	0.68
Puerto Rican	17	2.91
Cuban	10	1.71
South American	15	2.57
Central American	20	3.42
Other	79	13.53
No response	66	11.30
Hispanic Subtotal	66	11.3
<b>Total</b>	584	100.00

*Question: Ethnicity: Which group do you most identify with? (Check ONE selection)*

Age	Flagler (n=584)	
	number	percent
Less than 18	11	1.88
18-24	12	2.05
25-35	55	9.42
35-44	110	18.84
45-54	138	23.63
55-64	150	25.68
65+	83	14.21
No response	25	4.28
<b>Total</b>	584	100.00

Marital Status	Flagler (n=584)	
	number	percent
Single	118	20.21
Married	361	61.82
Divorced	59	10.10
Widowed	27	4.62
No response	19	3.25
<b>Total</b>	584	100.00

Education	Flagler (n=584)	
	number	percent
Elementary/Middle School	11	1.88
High school diploma or GED	91	15.58
Technical/Community College	76	13.01
4-year College/Bachelor's degree	158	27.05
Graduate/Advanced degree	119	20.38
Some college	108	18.49
No Response	21	3.60
<b>Total</b>	584	100.00

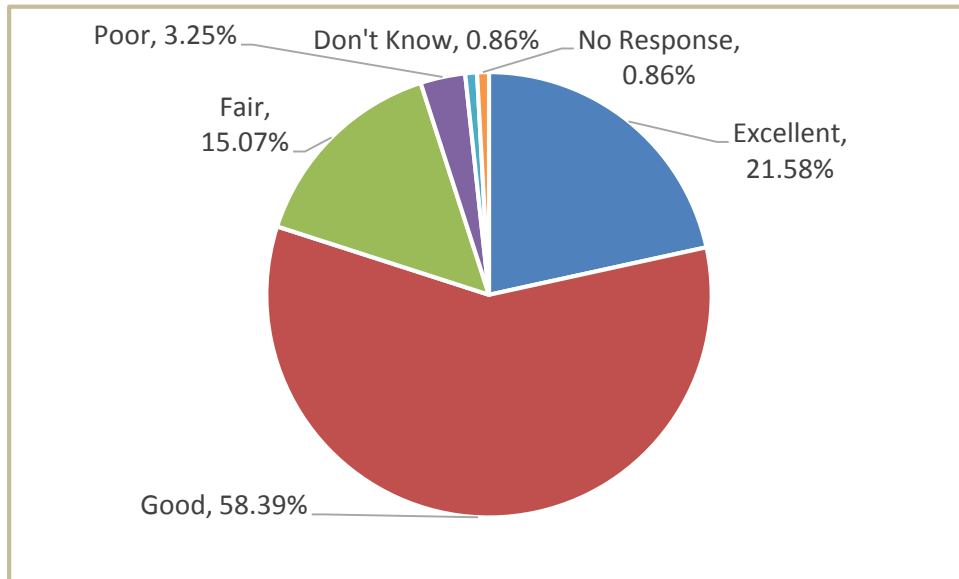
*Question: Education: Please check the highest level completed: (Check ONE selection)*

<b>Employment Status</b>	<b>Flagler (n=584)</b>	
	number	percent
Employed full-time	312	53.42
Employed part-time	44	7.53
Unemployed	42	7.19
Self-Employed	19	3.25
Not seeking work	8	1.37
Retired	101	17.29
Home maker	11	1.88
Student	12	2.05
Other	16	2.74
No Response	19	3.25
<b>Total</b>	584	100.00

<b>Household Income</b>	<b>Flagler (n=584)</b>	
	number	percent
Less than \$10,000	57	9.76
\$10,000 to \$19,999	51	8.73
\$20,000 to \$29,999	69	11.82
\$30,000 to \$49,999	88	15.07
\$50,000 to \$74,999	116	19.86
\$75,000 to \$99,999	84	14.38
\$100,000 or more	116	13.18
No Response	77	7.19
<b>Total</b>	584	100.00

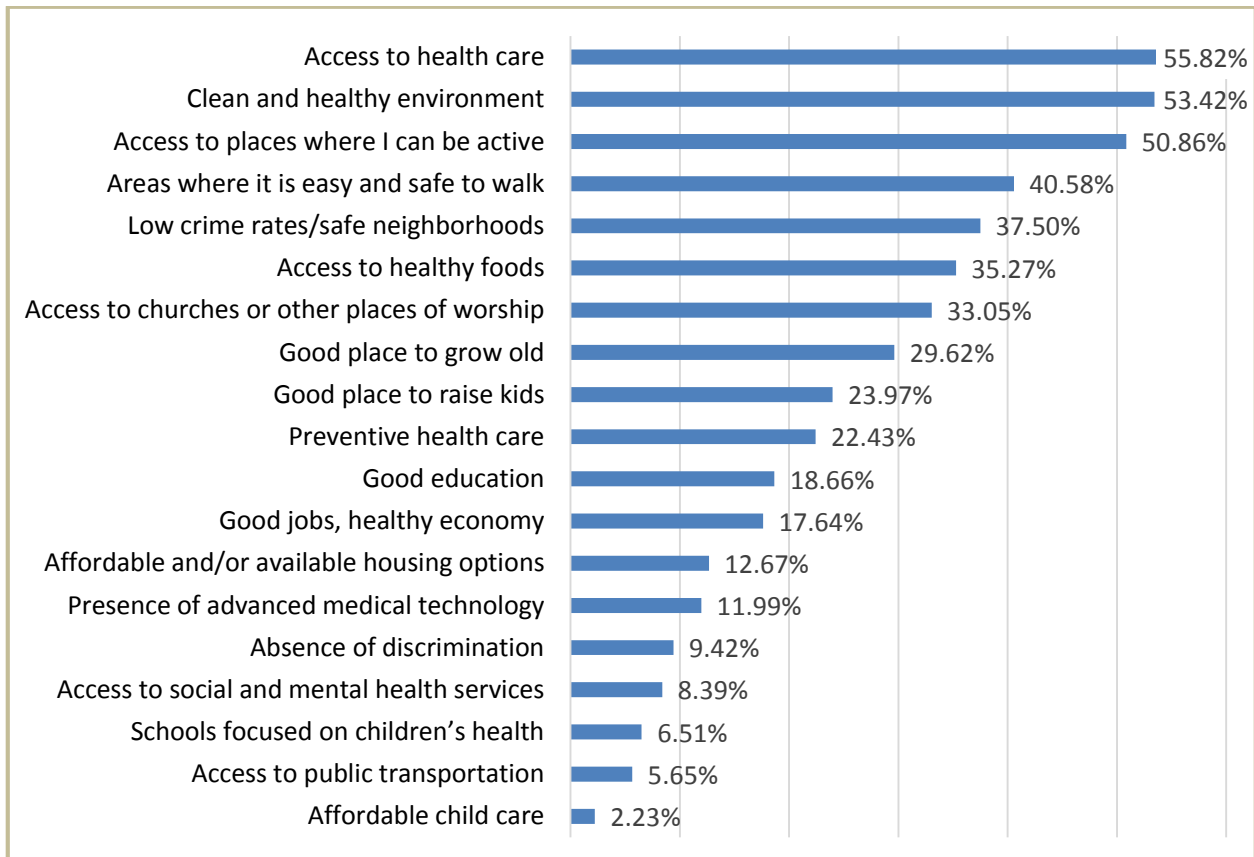
## Overall Health

Survey Question: How do you rate your overall health?



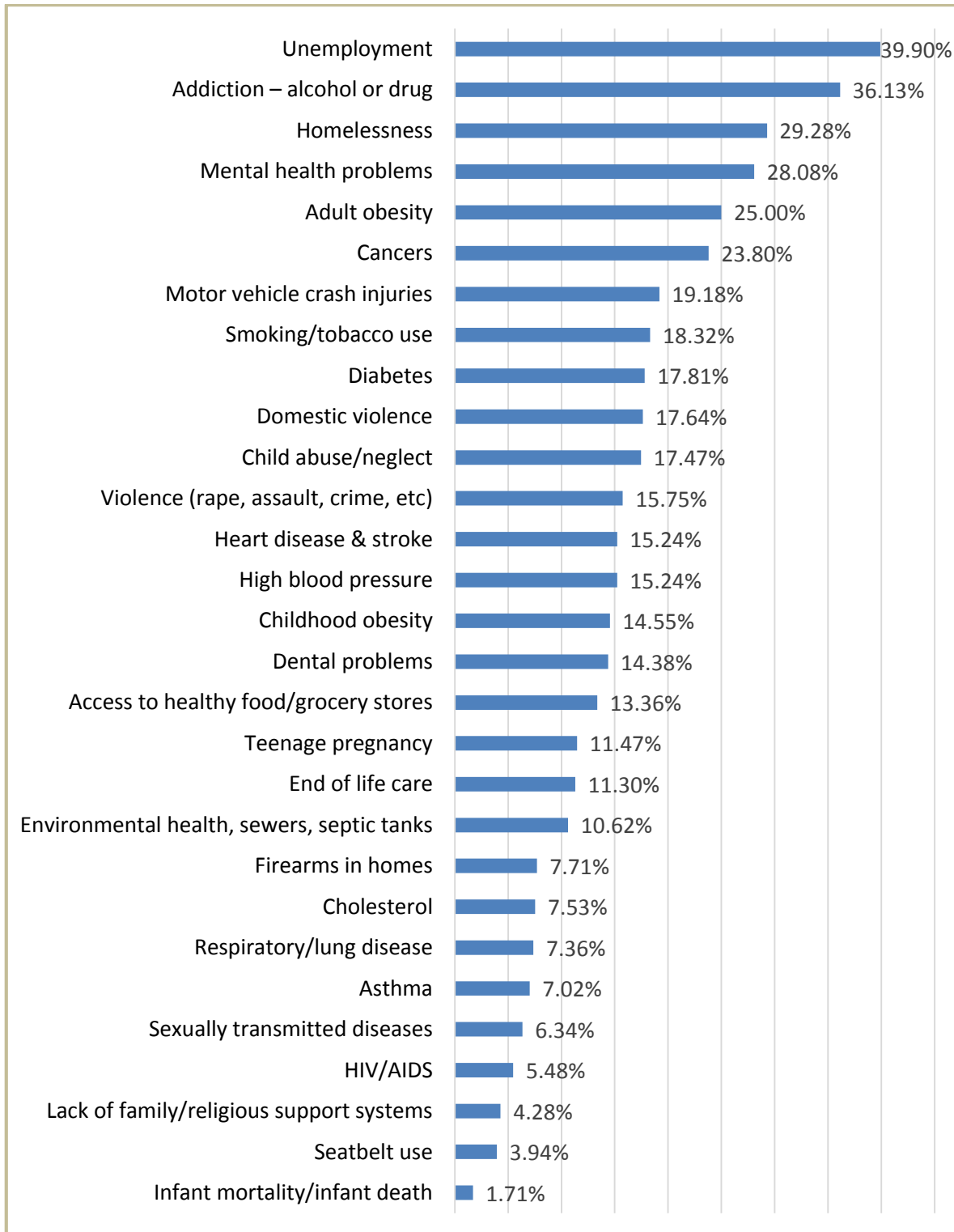
## Things that Allow YOU to be Healthy Where You Live

Survey Question: Check up to 5 things that allow YOU to be healthy where you live



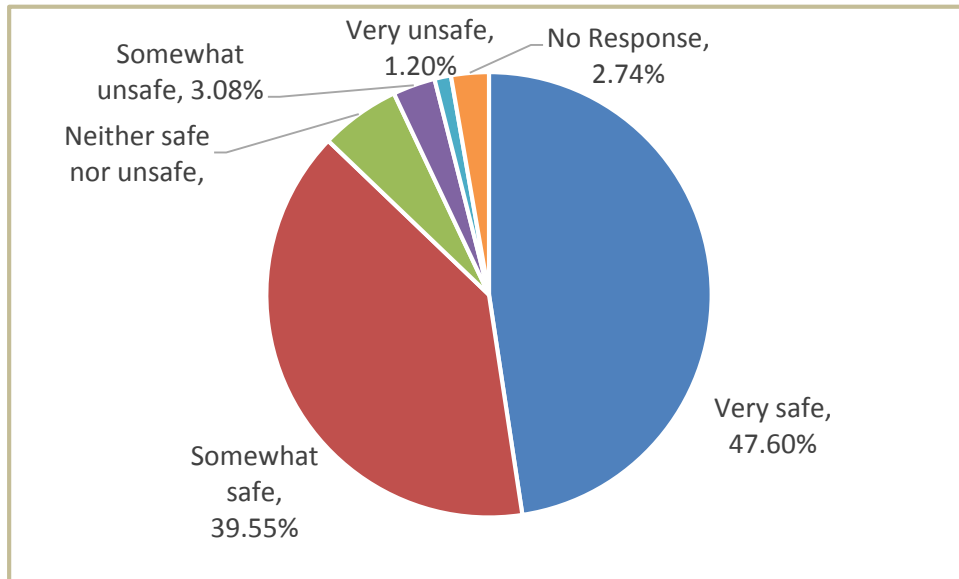
## Health Issues YOU are Most Concerned About

Survey Question: Check up to 5 health issues YOU are most concerned about in your county:



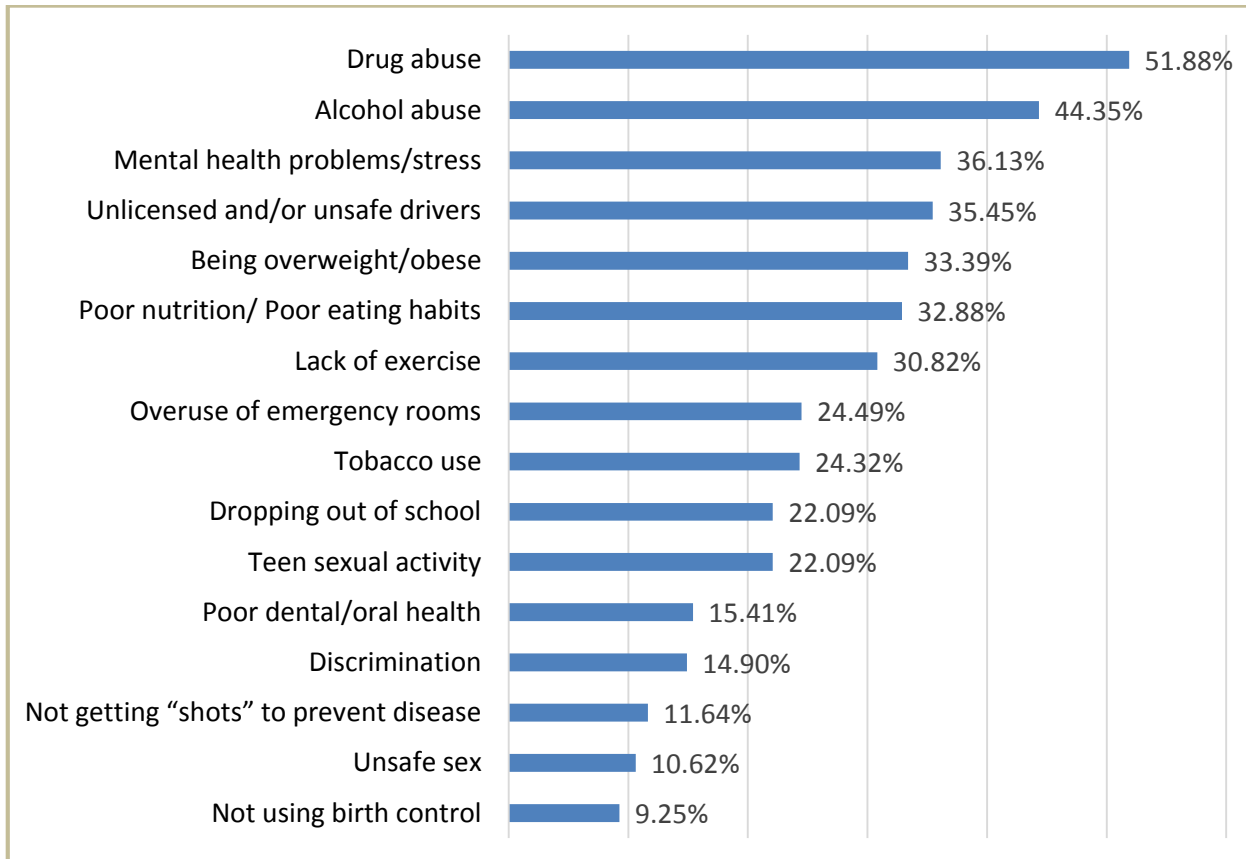
## How Safe Do You Feel?

Survey Question: How safe do you feel where you live?



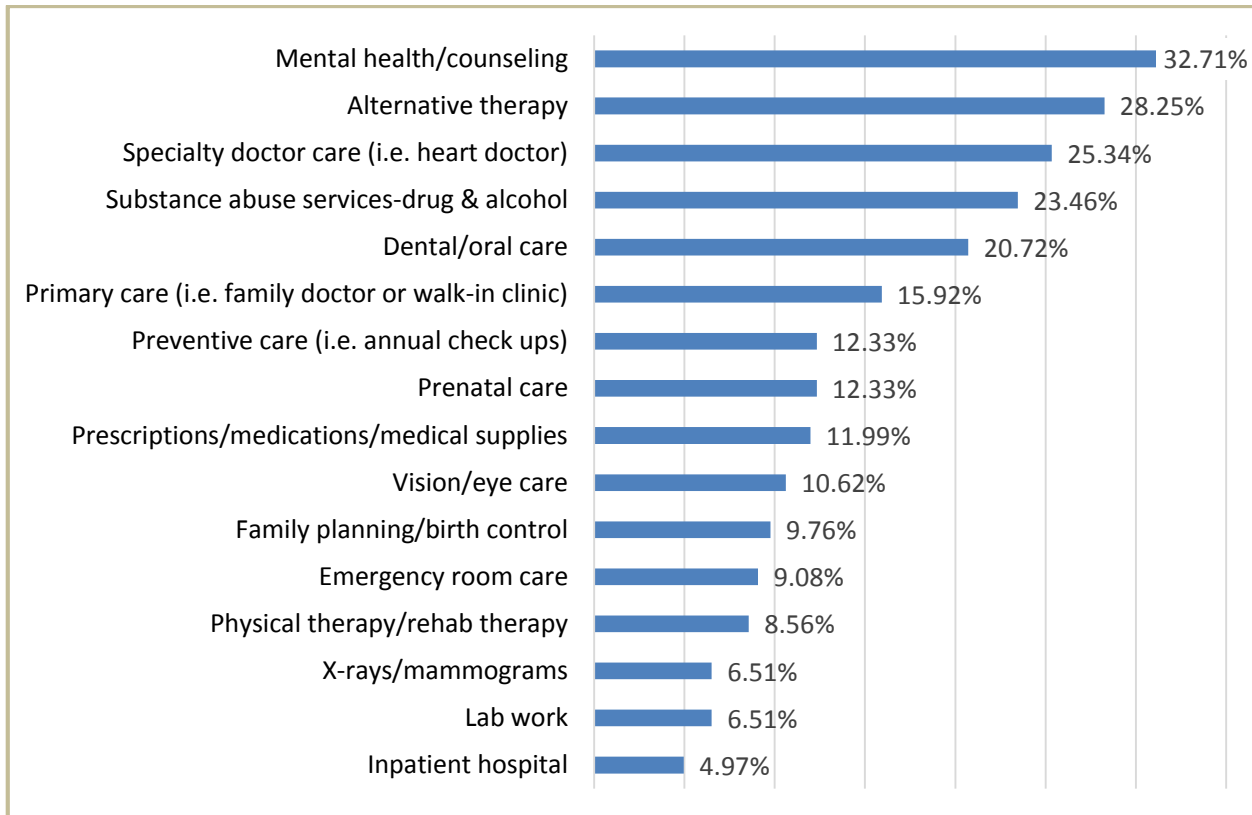
## Unhealthy Behaviors YOU are Most Concerned About

Survey Question: Check up to 5 unhealthy behaviors YOU are most concerned about in your county



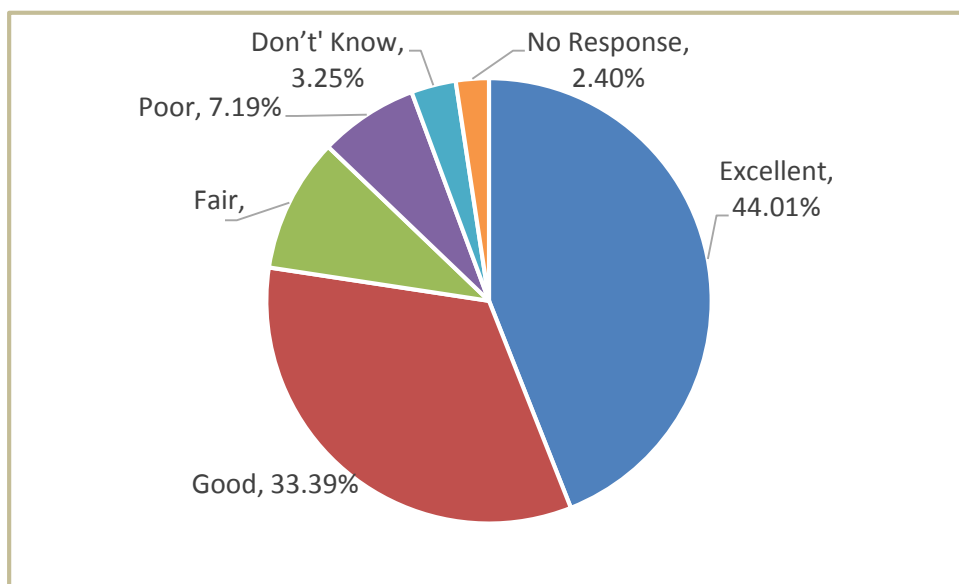
## Health Services that are Difficult to Obtain

Survey Question: What health care services are difficult to obtain in your community? (Check ALL that apply)



## Quality of Health Services

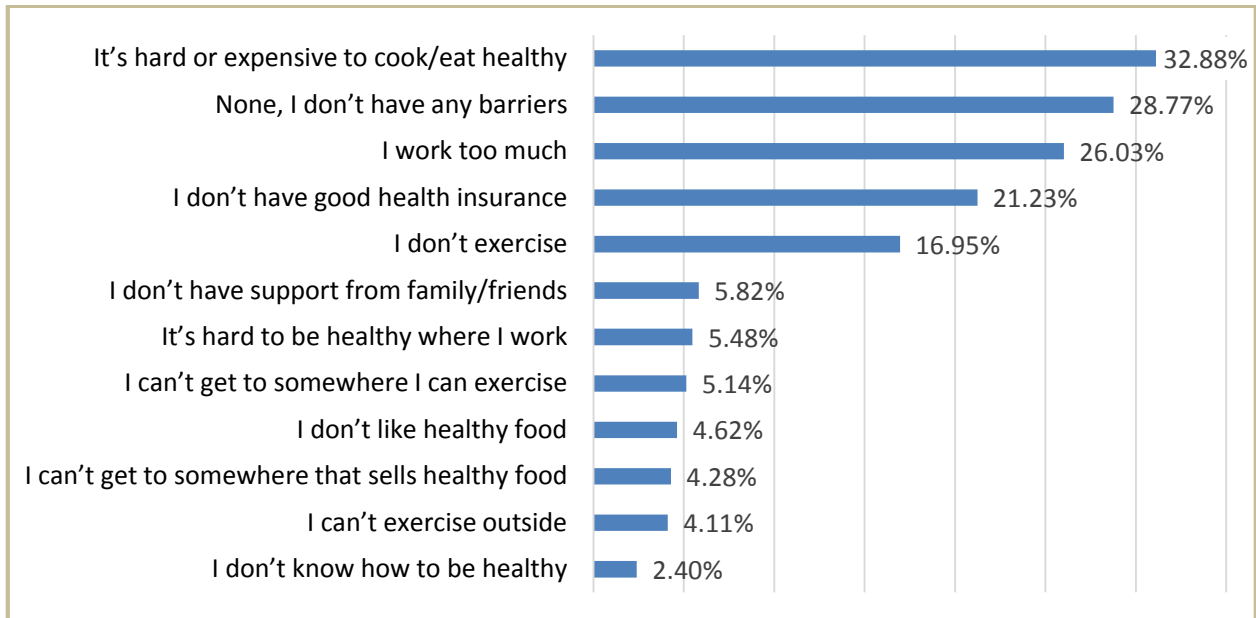
Survey Question: How do you rate the quality of health services in your county?





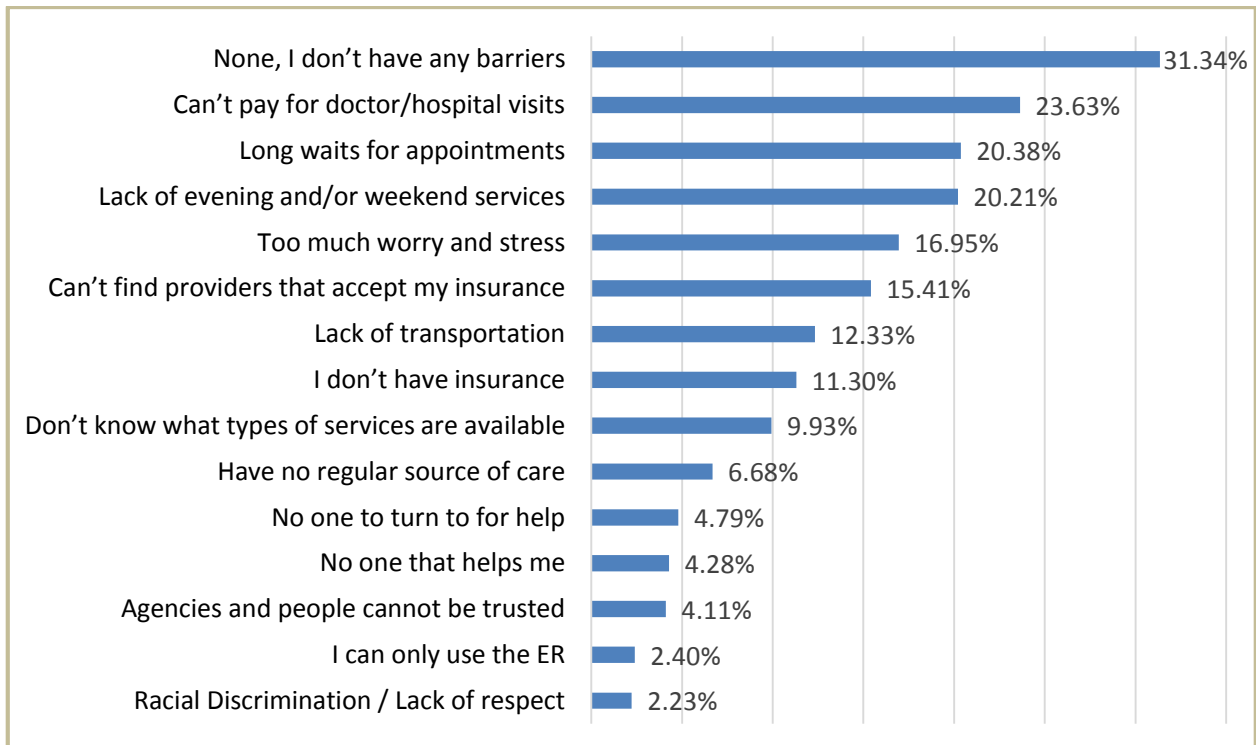
## Barriers for YOU to Get or Stay Healthy

Survey Question: What do you feel are barriers for YOU getting or staying healthy in your county? (Check ALL that apply):



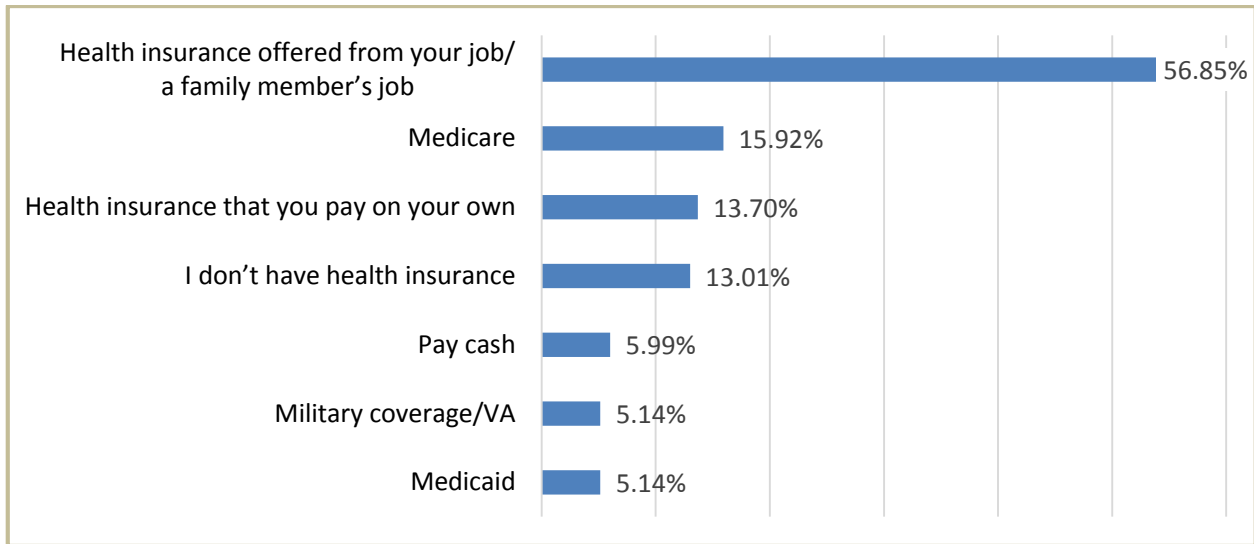
## Barriers for YOU to get Health Care

Survey Question: What do you feel are barriers for YOU getting health care in your county? (Check ALL that apply)



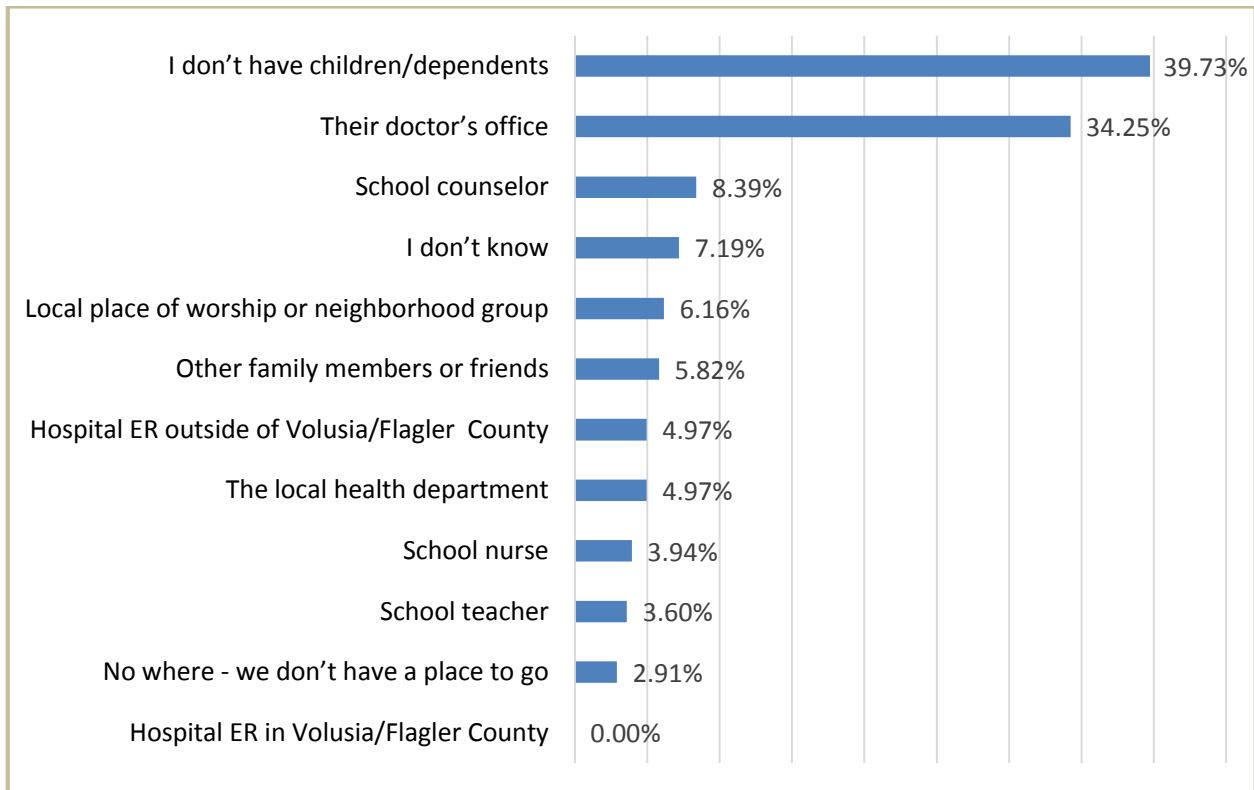
## Health Coverage

Survey Question: How is your health care covered? (Check ALL that apply)



## Where You Would Go if you were Concerned about Your Child


Survey Question: Where would you go if you were worried about your child's mental, physical or social health? (Check ALL that apply)




# Promotional Items for web survey

**HELP GUIDE THE DECISION MAKERS IN OUR COMMUNITY TO CREATE A HEALTHIER PLACE FOR YOU AND YOUR FAMILY!**

**Take the 5 Minute Survey While You Wait!**



[communityhealthsurvey.com](http://communityhealthsurvey.com)



**Building a Healthier Tomorrow By Planning Today**

This survey is being collected as part of the Community Health Needs Assessment process. For questions or more information please contact Julie Barrow of One Voice for Volusia at [julie@ovf.org](mailto:julie@ovf.org)

**COMMUNITY HEALTH SURVEY**

Your opinion counts. Help create a **HEALTHIER** community for **YOU** and **YOUR FAMILY**.

Your Health! Your Voice!  
Take the 5-minute Survey  
[communityhealthsurvey.com](http://communityhealthsurvey.com)

**TAKE THE SURVEY**



**Encuesta de la Comunidad**

Necesitamos su ayuda para entender la salud de Flagler y Volusia desde la perspectiva de los residentes.

Tu salud! Tu voz!  
Participar en la encuesta  
[communityhealthsurvey.com](http://communityhealthsurvey.com)

**Participar en la encuesta** ✓



# Paper Surveys available in English and Spanish

**Creating a Healthier Volusia and Flagler: 2015 Community Survey**

We need your help in better understanding Volusia's and Flagler's health from a resident's perspective. Please fill out this survey to share your opinions about health and your quality of life in your community. Your survey results will be used to inform planning initiatives as they relate to health. For more information or a copy of the final report, please contact Julie Barrow at 385-947-8301. Thank you!

- Where is your permanent residence?
  - Flagler  Volusia  Another Florida County  Outside of Florida
- Zip code of where you live: \_\_\_\_\_
- How do you rate your overall health? (Check **ONE** selection)
  - Excellent  Good  Fair  Poor  Don't know
- Check up to 5 things that allow **YOU** to be healthy where you live:
 

<input type="checkbox"/> Access to churches or other places of worship	<input type="checkbox"/> Good places to raise kids	<input type="checkbox"/> Absence of discrimination
<input type="checkbox"/> Access to health care	<input type="checkbox"/> Good jobs, healthy economy	<input type="checkbox"/> Presence of advanced medical technology
<input type="checkbox"/> Access to places where I can be active	<input type="checkbox"/> Good education	<input type="checkbox"/> Areas where it is easy and safe to walk
<input type="checkbox"/> Access to public transportation	<input type="checkbox"/> Low crime rates/safe neighborhoods	<input type="checkbox"/> Good places to grow old
<input type="checkbox"/> Affordable and/or available housing options	<input type="checkbox"/> Preventive health care	<input type="checkbox"/> Schools focused on children's health
<input type="checkbox"/> Access to social and mental health services	<input type="checkbox"/> Affordable child care	<input type="checkbox"/> Access to healthy foods
<input type="checkbox"/> Clean and healthy environment	<input type="checkbox"/> Other _____	
- Check up to 5 health issues **YOU** are most concerned about in your county:
 

<input type="checkbox"/> Asthma	<input type="checkbox"/> Child abuse/neglect
<input type="checkbox"/> Respiratory/lung disease	<input type="checkbox"/> Teenage pregnancy
<input type="checkbox"/> End of life care	<input type="checkbox"/> HIV/AIDS
<input type="checkbox"/> Environmental health, sewers, septic tanks	<input type="checkbox"/> Domestic violence
<input type="checkbox"/> Heart disease & stroke	<input type="checkbox"/> Adult obesity
<input type="checkbox"/> Seatbelt use	<input type="checkbox"/> Lack of family/religious support systems
<input type="checkbox"/> Sexually transmitted diseases	<input type="checkbox"/> Childhood obesity
<input type="checkbox"/> High blood pressure	<input type="checkbox"/> Violence (rape, assault, crime, etc)
<input type="checkbox"/> Unemployment	<input type="checkbox"/> Access to healthy food/grocery stores
<input type="checkbox"/> Cholesterol	<input type="checkbox"/> Infant mortality/infant death
	<input type="checkbox"/> Other _____
- How safe do you feel where you live?
  - Very safe  Somewhat safe  Neither safe nor unsafe  Somewhat unsafe  Very unsafe
- Check up to 5 unhealthy behaviors **YOU** are most concerned about in your county:
 

<input type="checkbox"/> Alcohol abuse	<input type="checkbox"/> Lack of exercise	<input type="checkbox"/> Tobacco use
<input type="checkbox"/> Poor nutrition/Poor eating habits	<input type="checkbox"/> Not getting "shots" to prevent disease	<input type="checkbox"/> Unlicensed and/or unsafe drivers
<input type="checkbox"/> Dropping out of school	<input type="checkbox"/> Not using birth control	<input type="checkbox"/> Unsafe sex
<input type="checkbox"/> Drug abuse	<input type="checkbox"/> Discrimination	<input type="checkbox"/> Being overweight/obese
<input type="checkbox"/> Teen sexual activity	<input type="checkbox"/> Overuse of emergency rooms	<input type="checkbox"/> Mental health problems/stress
<input type="checkbox"/> Poor dental/oral health	<input type="checkbox"/> Other _____	
- What health care services are difficult to obtain in your community? (Check **ALL** that apply):
 

<input type="checkbox"/> Alternative therapy	<input type="checkbox"/> Prescription/medications/medical supplies	<input type="checkbox"/> Lab work
<input type="checkbox"/> Dental/oral care	<input type="checkbox"/> Preventive care (i.e. annual check ups)	<input type="checkbox"/> Mental health/counseling
<input type="checkbox"/> Emergency room care	<input type="checkbox"/> Primary care (i.e. family doctor or walk-in clinic)	<input type="checkbox"/> Physical therapy/rehab therapy
<input type="checkbox"/> Family planning/birth control	<input type="checkbox"/> Specialty doctor care (i.e. heart doctor)	<input type="checkbox"/> Vision/eye care
<input type="checkbox"/> Inpatient hospital	<input type="checkbox"/> Substance abuse services-drug & alcohol	<input type="checkbox"/> Prenatal care
<input type="checkbox"/> X-rays/mammograms	<input type="checkbox"/> Other _____	
- How do you rate the quality of health services in your county?
  - Excellent  Good  Fair  Poor  Don't Know

Thank you for taking the time to complete this survey!

**Creando un Volusia y Flagler más saludable: Encuesta de la Comunidad 2015**

Necesitamos su ayuda para entender la salud de Volusia y Flagler desde la perspectiva de los residentes. Por favor complete esta encuesta para compartir sus opiniones sobre la salud y calidad de vida de la comunidad. Los resultados de esta encuesta serán usados para informar y planificar iniciativas relacionadas a salud. Para más información o para obtener una copia del reporte final, por favor contacte a Julie Barrow llamando al 385-947-8301. ¡Gracias!

- ¿Dónde usted vive?
  - Flagler  Volusia  Otro Condado de Florida  Fuera de Florida
- ¿Cuál es el código de área donde vive? \_\_\_\_\_
- ¿Cómo usted califica su salud en general? (Seleccione **UNA** opción)
  - Excelente  Buena  Razonable  Pobre  No sé
- Escoja hasta 5 opciones que le permiten a usted estar saludable donde vive:
 

<input type="checkbox"/> Acceso a iglesias o lugares para congregarse	<input type="checkbox"/> Buen lugar para criar a los niños	<input type="checkbox"/> Ausencia de discriminación
<input type="checkbox"/> Acceso a cuidado de la salud	<input type="checkbox"/> Buenos trabajos y economía saludable	<input type="checkbox"/> Presencia de Tecnología Médica avanzada
<input type="checkbox"/> Acceso a lugares donde puede estar activo	<input type="checkbox"/> Buena educación	<input type="checkbox"/> Áreas donde se puede caminar fácil y seguro
<input type="checkbox"/> Acceso a transporte público	<input type="checkbox"/> Baja incidencia de crímenes/vecindarios seguros	<input type="checkbox"/> Buen lugar para envejecer
<input type="checkbox"/> Opciones de vivienda disponible y accesible	<input type="checkbox"/> Servicios de salud preventiva	<input type="checkbox"/> Escuelas concentradas en la salud de los niños
<input type="checkbox"/> Acceso a servicios mentales y sociales	<input type="checkbox"/> Cuido de niños (guardería) accesible	<input type="checkbox"/> Acceso a comidas saludables
<input type="checkbox"/> Ambiente sano y saludable	<input type="checkbox"/> Otro _____	
- Escoja hasta 5 problemas de salud que le conciernen/preocupan a USTED en el condado donde reside:
 

<input type="checkbox"/> Asma	<input type="checkbox"/> Adicción - alcohol o drogas	<input type="checkbox"/> Abuso de niños/ Negligencia
<input type="checkbox"/> Enfermedad Respiratoria/Pulmones	<input type="checkbox"/> Problemas de salud mental	<input type="checkbox"/> Embarazos en adolescentes
<input type="checkbox"/> Cuidado final de la vida	<input type="checkbox"/> Cáncer	<input type="checkbox"/> VIH/SIDA
<input type="checkbox"/> Salud ambiental, alcantarillado, pozos sépticos	<input type="checkbox"/> Diabetes	<input type="checkbox"/> Violencia doméstica
<input type="checkbox"/> Enfermedad/Ataque al corazón	<input type="checkbox"/> Lesiones/heridas en accidentes de carro	<input type="checkbox"/> Obesidad en adultos
<input type="checkbox"/> Uso de cinturones de seguridad	<input type="checkbox"/> Armas de fuego en los hogares	<input type="checkbox"/> Falta de sistemas de apoyo a las familias
<input type="checkbox"/> Enfermedades de transmisión sexual	<input type="checkbox"/> Problemas dentales	<input type="checkbox"/> Obesidad infantil
<input type="checkbox"/> Presión arterial alta	<input type="checkbox"/> Fumar/uso de tabaco	<input type="checkbox"/> Violencia (violación, asalto, delincuencia)
<input type="checkbox"/> Desempleo	<input type="checkbox"/> Falta de vivienda	<input type="checkbox"/> Acceso a supermercado/comida saludable
<input type="checkbox"/> Colesterol	<input type="checkbox"/> Mortalidad Infantil/Muerte de infantes	<input type="checkbox"/> Otro _____
- ¿Cuán seguro se siente donde usted vive?
  - Muy Seguro  Algo seguro  Ni seguro/ni inseguro  Algo inseguro  Muy inseguro
- Seleccione hasta 5 comportamientos poco saludables que le preocupan a USTED sobre su condado:
 

<input type="checkbox"/> Abuso de alcohol	<input type="checkbox"/> Falta de ejercicio	<input type="checkbox"/> Uso de tabaco
<input type="checkbox"/> Pobre nutrición/hábitos alimenticios	<input type="checkbox"/> No vacunarse para prevenir enfermedades	<input type="checkbox"/> Conducutores poco seguros o sin licencia
<input type="checkbox"/> Salirse de la escuela	<input type="checkbox"/> Falta de uso de métodos anticonceptivos	<input type="checkbox"/> Sexo sin protección
<input type="checkbox"/> Abuso de drogas	<input type="checkbox"/> Discriminación	<input type="checkbox"/> Estar sobre peso u obeso
<input type="checkbox"/> Actividad sexual en adolescentes	<input type="checkbox"/> Uso excesivo de la sala de emergencias	<input type="checkbox"/> Problemas de salud mental/estrés
<input type="checkbox"/> Pobre salud dental/oral	<input type="checkbox"/> Otro _____	
- ¿Cuáles servicios de salud son difíciles de obtener en su comunidad? (Escoja **TODAS** las que apliquen):
 

<input type="checkbox"/> Terapia alternativa	<input type="checkbox"/> Recetas/medicamentos/suministros médicos	<input type="checkbox"/> Análisis de laboratorios
<input type="checkbox"/> Cuidado dental/oral	<input type="checkbox"/> Cuidado preventivo (Ej. Exámenes anuales)	<input type="checkbox"/> Salud mental/consejería
<input type="checkbox"/> Cuidado de sala de emergencia	<input type="checkbox"/> Cuidado primario (Ej. Doctor de familia o clínicas con atención sin cita previa)	<input type="checkbox"/> Terapia física/terapia de rehabilitación
<input type="checkbox"/> Planificación familiar/Control de natalidad	<input type="checkbox"/> Médicos especialistas (Ej. cardiólogos)	<input type="checkbox"/> Visión/cuidado de ojos

¡Gracias por tomar tiempo en completar la encuesta!

# Community Survey Instrument

## Creating a Healthier Volusia and Flagler: 2015 Community Survey

We need your help in better understanding Volusia's and Flagler's health from a resident's perspective. Please fill out this survey to share your opinions about health and your quality of life in your community. Your survey results will be used to inform planning initiatives as they relate to health. For more information or a copy of the final report, please contact Julie Barrow at 386-947-8301. Thank you!

**1. Where is your permanent residence?**

- Flagler       Volusia       Another Florida County       Outside of Florida

**2. Zip code of where you live:** \_\_\_\_\_

**3. How do you rate your overall health? (Check **ONE** selection)**

- Excellent       Good       Fair       Poor       Don't know

**4. Check up to 5 things that allow YOU to be healthy where you live:**

- |  |   |  |
|--|---|--|
| <input type="checkbox"/> Access to churches or other places of worship | <input type="checkbox"/> Good place to raise kids           | <input type="checkbox"/> Absence of discrimination               |
| <input type="checkbox"/> Access to health care                         | <input type="checkbox"/> Good jobs, healthy economy         | <input type="checkbox"/> Presence of advanced medical technology |
| <input type="checkbox"/> Access to places where I can be active        | <input type="checkbox"/> Good education                     | <input type="checkbox"/> Areas where it is easy and safe to walk |
| <input type="checkbox"/> Access to public transportation               | <input type="checkbox"/> Low crime rates/safe neighborhoods | <input type="checkbox"/> Good place to grow old                  |
| <input type="checkbox"/> Affordable and/or available housing options   | <input type="checkbox"/> Preventive health care             | <input type="checkbox"/> Schools focused on children's health    |
| <input type="checkbox"/> Access to social and mental health services   | <input type="checkbox"/> Affordable child care              | <input type="checkbox"/> Access to healthy foods                 |
| <input type="checkbox"/> Clean and healthy environment                 | <input type="checkbox"/> Other _____                        |  |

**5. Check up to 5 health issues YOU are most concerned about in your county:**

- |   |  |   |
|---|--|---|
| <input type="checkbox"/> Asthma                                     | <input type="checkbox"/> Addiction – alcohol or drug   | <input type="checkbox"/> Child abuse/neglect                      |
| <input type="checkbox"/> Respiratory/lung disease                   | <input type="checkbox"/> Mental health problems        | <input type="checkbox"/> Teenage pregnancy                        |
| <input type="checkbox"/> End of life care                           | <input type="checkbox"/> Cancers                       | <input type="checkbox"/> HIV/AIDS                                 |
| <input type="checkbox"/> Environmental health, sewers, septic tanks | <input type="checkbox"/> Diabetes                      | <input type="checkbox"/> Domestic violence                        |
| <input type="checkbox"/> Heart disease & stroke                     | <input type="checkbox"/> Motor vehicle crash injuries  | <input type="checkbox"/> Adult obesity                            |
| <input type="checkbox"/> Seatbelt use                               | <input type="checkbox"/> Firearms in homes             | <input type="checkbox"/> Lack of family/religious support systems |
| <input type="checkbox"/> Sexually transmitted diseases              | <input type="checkbox"/> Dental problems               | <input type="checkbox"/> Childhood obesity                        |
| <input type="checkbox"/> High blood pressure                        | <input type="checkbox"/> Smoking/tobacco use           | <input type="checkbox"/> Violence (rape, assault, crime, etc)     |
| <input type="checkbox"/> Unemployment                               | <input type="checkbox"/> Homelessness                  | <input type="checkbox"/> Access to healthy food/grocery stores    |
| <input type="checkbox"/> Cholesterol                                | <input type="checkbox"/> Infant mortality/infant death | <input type="checkbox"/> Other _____                              |

**6. How safe do you feel where you live?**

- Very safe       Somewhat safe       Neither safe nor unsafe       Somewhat unsafe       Very unsafe

**7. Check up to 5 unhealthy behaviors YOU are most concerned about in your county:**

- |   |   |   |
|---|---|---|
| <input type="checkbox"/> Alcohol abuse                      | <input type="checkbox"/> Lack of exercise                       | <input type="checkbox"/> Tobacco use                      |
| <input type="checkbox"/> Poor nutrition/ Poor eating habits | <input type="checkbox"/> Not getting "shots" to prevent disease | <input type="checkbox"/> Unlicensed and/or unsafe drivers |
| <input type="checkbox"/> Dropping out of school             | <input type="checkbox"/> Not using birth control                | <input type="checkbox"/> Unsafe sex                       |
| <input type="checkbox"/> Drug abuse                         | <input type="checkbox"/> Discrimination                         | <input type="checkbox"/> Being overweight/obese           |
| <input type="checkbox"/> Teen sexual activity               | <input type="checkbox"/> Overuse of emergency rooms             | <input type="checkbox"/> Mental health problems/stress    |
| <input type="checkbox"/> Poor dental/oral health            | <input type="checkbox"/> Other _____                            |   |

**8. What health care services are difficult to obtain in your community? (Check **ALL** that apply):**

- |  |  |   |
|--|--|---|
| <input type="checkbox"/> Alternative therapy           | <input type="checkbox"/> Prescriptions/medications/medical supplies          | <input type="checkbox"/> Lab work                       |
| <input type="checkbox"/> Dental/oral care              | <input type="checkbox"/> Preventive care (i.e. annual check ups)             | <input type="checkbox"/> Mental health/counseling       |
| <input type="checkbox"/> Emergency room care           | <input type="checkbox"/> Primary care (i.e. family doctor or walk-in clinic) | <input type="checkbox"/> Physical therapy/rehab therapy |
| <input type="checkbox"/> Family planning/birth control | <input type="checkbox"/> Specialty doctor care (i.e. heart doctor)           | <input type="checkbox"/> Vision/eye care                |
| <input type="checkbox"/> Inpatient hospital            | <input type="checkbox"/> Substance abuse services-drug & alcohol             | <input type="checkbox"/> Prenatal care                  |
| <input type="checkbox"/> X-rays/mammograms             | <input type="checkbox"/> Other _____   |   |

**9. How do you rate the quality of health services in your county?**

- Excellent       Good       Fair       Poor       Don't Know

Thank you for taking the time to complete this survey!

### Creating a Healthier Volusia and Flagler: 2015 Community Survey

**10. What do you feel are barriers for YOU getting or staying healthy in your county? (Check ALL that apply):**

- |   |  |   |
|---|--|---|
| <input type="checkbox"/> I work too much                          | <input type="checkbox"/> I don't have good health insurance      | <input type="checkbox"/> I can't get to somewhere that sells healthy food |
| <input type="checkbox"/> It's hard to be healthy where I work     | <input type="checkbox"/> I don't know how to be healthy          | <input type="checkbox"/> I can't exercise outside                         |
| <input type="checkbox"/> I don't have support from family/friends | <input type="checkbox"/> I don't exercise                        | <input type="checkbox"/> None, I don't have any barriers                  |
| <input type="checkbox"/> I don't like healthy food                | <input type="checkbox"/> I can't get to somewhere I can exercise | <input type="checkbox"/> It's hard or expensive to cook/eat healthy       |
| <input type="checkbox"/> Other _____                              |  |   |

**11. What do you feel are barriers for YOU getting health care in your county? (Check ALL that apply):**

- |  |  |  |
|--|--|--|
| <input type="checkbox"/> Lack of transportation                          | <input type="checkbox"/> Have no regular source of care          | <input type="checkbox"/> Agencies and people can not be trusted  |
| <input type="checkbox"/> Can't pay for doctor/hospital visits            | <input type="checkbox"/> Lack of evening and/or weekend services | <input type="checkbox"/> Racial Discrimination / Lack of respect |
| <input type="checkbox"/> Can't find providers that accept my insurance   | <input type="checkbox"/> Long waits for appointments             | <input type="checkbox"/> I can only use the ER                   |
| <input type="checkbox"/> Don't know what types of services are available | <input type="checkbox"/> No one that helps me                    | <input type="checkbox"/> I don't have insurance                  |
| <input type="checkbox"/> Too much worry and stress                       | <input type="checkbox"/> No one to turn to for help              | <input type="checkbox"/> None, I don't have any barriers         |
| <input type="checkbox"/> Other _____                                     |  |  |

**12. How is your health care covered? (Check ALL that apply):**

- |  |   |                                   |
|--|---|-----------------------------------|
| <input type="checkbox"/> Health insurance offered from your job or a family member's job | <input type="checkbox"/> Medicare             | <input type="checkbox"/> Pay cash |
| <input type="checkbox"/> Health insurance that you pay on your own                       | <input type="checkbox"/> Military coverage/VA | <input type="checkbox"/> Medicaid |
| <input type="checkbox"/> I don't have health insurance                                   | <input type="checkbox"/> Other _____          |                                   |

**13. Where would you go if you were worried about your child's mental, physical or social health? (Check ALL that apply):**

- |   |  |   |
|---|--|---|
| <input type="checkbox"/> I don't have children/dependents       | <input type="checkbox"/> Hospital emergency room outside of Volusia/Flagler County | <input type="checkbox"/> School nurse     |
| <input type="checkbox"/> Their doctor's office                  | <input type="checkbox"/> The local health department                               | <input type="checkbox"/> School teacher   |
| <input type="checkbox"/> No where - we don't have a place to go | <input type="checkbox"/> Hospital emergency room in Volusia/Flagler County         | <input type="checkbox"/> School counselor |
| <input type="checkbox"/> Other family members or friends        | <input type="checkbox"/> Local place of worship or neighborhood group              | <input type="checkbox"/> I don't know     |
| <input type="checkbox"/> Other _____                            |  |   |

**14. Age:**

- less than 18    18-24    25-34    35-44    45-54    55-64    65+

**15. Marital Status**

- Single    Married    Divorced    Widowed

**16. Gender:**  Male    Female

**17. Race: Which group do you most identify with? (Check ONE selection)**

- Black/African American    White/Caucasian    Asian/Pacific Islander    Other \_\_\_\_\_

**18. Ethnicity: Which group do you most identify with? (Check ONE selection)**

- Not Hispanic/Latino    Mexican    Puerto Rican    Cuban    South American  
 Central American   Other \_\_\_\_\_

**19. Education: Please check the highest level completed: (Check ONE selection)**

- |   |   |  |
|---|---|--|
| <input type="checkbox"/> Elementary/Middle School         | <input type="checkbox"/> High school diploma or GED | <input type="checkbox"/> Technical/Community College |
| <input type="checkbox"/> 4 year College/Bachelor's degree | <input type="checkbox"/> Graduate/Advanced Degree   | <input type="checkbox"/> Some College                |

**20. Employment Status: (Check ONE selection):**

- |   |   |                                     |  |   |
|---|---|-------------------------------------|--|---|
| <input type="checkbox"/> Employed Full-time | <input type="checkbox"/> Employed Part-time | <input type="checkbox"/> Unemployed | <input type="checkbox"/> Self-employed | <input type="checkbox"/> Not seeking work |
| <input type="checkbox"/> Retired            | <input type="checkbox"/> Home maker         | <input type="checkbox"/> Student    | <input type="checkbox"/> Other _____   |   |

**21. Household Income: (Check ONE selection)**

- |   |   |   |   |
|---|---|---|---|
| <input type="checkbox"/> Less than \$10,000   | <input type="checkbox"/> \$10,000 to \$19,999 | <input type="checkbox"/> \$20,000 to \$29,999 | <input type="checkbox"/> \$30,000 to \$49,999 |
| <input type="checkbox"/> \$50,000 to \$74,999 | <input type="checkbox"/> \$75,000 to \$99,999 | <input type="checkbox"/> \$100,000 or more    |   |

Thank you for taking the time to complete this survey!

## Appendix B: Community Meeting Attendees

### Community Meeting Hosted by Flagler Cares Coalition

April 11, 2016, 3:30 to 5:00 p.m.

Florida Hospital Flagler

60 Memorial Medical Parkway, Palm Coast, Florida 32164

#### Attendees

Baird, Carrie	Flagler Cares
Barrow, Julie	One Voice for Volusia
Bell, Chet	Stewart-Marchman-Act Behavioral Healthcare
Bickel, Stephen	Flagler County Free Clinic
Blanchek, Kristina	Hanley Center Foundation
Burns, Dennis	United Way Volusia-Flagler Counties
Calderwood, Denise	Family Matters of Flagler
deJesus, Irene	Florida Hospital
Dye, Lauren	Florida Hospital
Ecklin-Hope, Stephanie	Boys & Girls Clubs of Volusia/Flagler Counties
Fegumps, Sheena	Florida Department of Health – Flagler
Gilyard, Terry	Azalea Health
Groves, Michael	Family Matters of Flagler County
Groves, Patrick	Daytona Beach News Journal
Harvey, Rhonda	Stewart-Marchman-Act Behavioral Healthcare
Kennedy, Lynn	One Voice for Volusia
King, Jo Anne	Florida Hospital Flagler
Jones, Pastor Sims	People Helping People
Lebo, D.J.	Early Learning Coalition of Flagler and Volusia Counties
Lutz, Tom	Resident
Lynda, Evelyn	Circuit 7 System of Care Initiative (FL Dept. of Children & Families)
Mayer, Joe	Flagler County
Nickels, Janet	Flagler County – Social Services
O’Malia, Matt	Volusia/Flagler Family YMCA
Palmer, Stephen	Flagler County Sheriff’s Office
Paradowski, Devrie	Northeast Florida Community Action Agency
Pleasants, Kimberly	Children’s Home Society
Renner, Representative Paul	Florida House of Representatives
Revels, Barbara	Flagler County Board of County Commissioners
Ryals, Lisa	Boys & Girls Clubs of Volusia/Flagler Counties
Smith, Thalia	Healthy Start Coalition of Flagler/Volusia Counties
Snyder, Robert	Florida Department of Health – Flagler
White, Jeff	Volusia/Flagler Coalition for the Homeless
Willett, Sam	Commission on Homelessness
Williams, Bob	Halifax Health
Williams, Chris	Flagler Hospital Community Care
Williams, Terry	Tobacco Free Florida Flagler County

## Appendix C: Full Asset Inventory

### ADULT BEHAVIORAL HEALTH Assets

(Efforts that are successfully addressing ADULT BEHAVIORAL HEALTH in Flagler County)

Survey results in black text, Editorial edits and notes in blue text, Community Meeting notes in green  
Programs/Services:

- Stewart-Marchman-Act Behavioral Healthcare Programs:
  - Crisis Triage and Treatment Unit (CTTU), is a crisis assessment and referral service for Flagler County residents experiencing behavioral health crisis.
  - SMA Access Line
  - SMA Mental Health Outpatient Clinic
  - FACT
  - Project Warm
  - Family Intervention program at SMA
  - Adolescent Substance Abuse treatment services at SMA
  - SMA Notes: If there is insurance available, must have Medicaid/Medicare or insurance, must use resources in Volusia County if Baker acted
- Substance Abuse Outpatient (SMA and others)
- Psychiatric Outpatient (SMA and others)
- Break the Cycle
- Flagler counseling services
- Children's Home Society Counseling Program
- DCF services through our adult investigations and resources
- Family Life Center Outreach Programs
- Jail Mental Health Diversion
- Churches with Grief support groups
- Flagler County Veterans services
- Flagler County Social Services
- Recovery Keys Outpatient that covers Flagler and St. Johns counties
- Drug Court
- Free Clinic (treats patients and refers to SMA)
- National Alliance for Mental Illness (Vince Carter Sanctuary)
- AA, Various drug rehab programs
- The Pavilion club - Drop in Mental Health assistance
- School counselors
- Azalea Health (FQHC) Mental Health services
- Hanley Center Active Parenting and Alcohol Literacy Challenge
- Epic Community Services (St. Augustine, County Resource list)
- Hearthstone Foundation (County Resource list)
- Coastal Mental Health (County Resource list)
- Big Bear Behavioral Health (County Resource list)
- Adapt Behavioral Services (County Resource list)
- Flagler Mental Health Center, PA (County Resource list)
- Status of new Psychiatric hospital (CON obtained by Universal Health Services)

- Quit Smoking Now and Tools to Quit programs
- Florida Hospital Community Cares program (LCSW team member-counseling) Open to partnership with Mental Health agency
- Telepsychiatry
- Mental Health First Aid (DCF)
- Federation of Families
- Florida LINC program

## **YOUTH BEHAVIORAL HEALTH Assets**

### **(Efforts that are successfully addressing YOUTH BEHAVIORAL HEALTH in Flagler County)**

Survey results in black text, Editorial edits and notes in blue text, Community Meeting notes in green

#### **Programs/Services:**

- Care grant programs that get children involved in Arts, sports etc.
- Substance Abuse Outpatient - SMA and others
- SMA Outreach
- Family Education Groups - SMA
- I believe the Flagler County School District does outreach for suicide prevention
- SIPP programs for youth that may need long term residential treatment ([Statewide Inpatient Psychiatric Program](#))
- More classes and knowledge in the schools are needed
- Family Life Center Outreach Programs for Teens
- CINS/FINS services ([A DJJ program: Children In Need of Services/Families In Need of Services](#))
- Carver Gym Programs for Youth
- Teen Court
- Athletic Programs sponsored by schools, PAL, community organizations
- Diversion Programs- Teen Court and Civil Citation (But counseling for the youth and families (parents) should be a strong point added to both of these programs)
- Halifax Behavioral Health ([Child & Adolescent Behavioral Services](#))
- Boys and Girls Clubs of Volusia/Flagler County ([Rymfire Elementary](#))
- Break the Cycle ([County Resource list](#))
- Epic Community Services ([St. Augustine, County Resource list](#))
- Hearthstone Foundation ([County Resource list](#))
- Coastal Mental Health ([County Resource list](#))
- Big Bear Behavioral Health ([County Resource list](#))
- Adapt Behavioral Services ([County Resource list](#))
- Flagler Mental Health Center, PA ([County Resource list](#))
- Ygeia Medical Institutes ([County Resource list](#))
- Hammock Wellness ([County Resource list](#))
- Boys and Girls Clubs expanded service at Rymfire Elementary to serve teens
- Tobacco 411 (Tobacco Free Florida) Alternative to Suspension
- Youth Moves program
- Flagler Schools added a district mental health counselor and district social worker to the staff. They also full time psychologists in 5 of the 9 schools with the remaining 4 schools sharing 2 counselors.



## Collaboration

- Focus on Flagler Youth Coalition
- Believe the school system is organizing a suicide prevention task force
- I sit on a very small group that is looking at School disciplinary data and special programming. (Needs more work)

## Other

- Trauma Informed Care Training
- NAACP

## MOTHERS AND CHILDREN UNDER AGE 5 Assets

### (Efforts that are successfully addressing MOTHERS & CHILDREN < AGE 5 in Flagler County)

Survey results in black text, Editorial edits and notes in blue text, Community Meeting notes in green

## Programs/Services:

- Healthy Start
  - Healthy Start Cafe to be developed in Bunnell
- Florida Department of Health-Flagler:
  - WIC program
  - DOH statewide initiative called Florida Healthy Babies (upcoming meeting in Flagler)
  - DOH Vaccination programs
  - DOH Prenatal Care
- Early Learning Coalition
- SMA's Project WARM
- Prenatal programs
- Community Partnership for Children
- Health Clinics
- Florida Department of Children and Families
- Daycare programs
- Children's Home Society
- Flagler County Schools Teen Parents Program
- Halifax Hospital Neo natal services
- Azalea Health (FQHC)
- Easter Seal's Early Steps program, early intervention services for children birth to 36 months
- Help Me Grow (United Way) system to promote early identification of developmental concerns
- Child Find Services (County Resource list)
- RCMA (Head Start)
- Transitional moms go to Chiles Academy
- Family Place-Carver Gym
- Transportation-Medicaid for each HMO (raise awareness—Flagler Human Services has a list)
- Family Wise prescriptions cards
- Free meds @ Publix and other stores

## Other

- Thrive by 5
- DCF Child Fatality Reduction Efforts
- Enhance 2-1-1 (and update database)

- Raise awareness of 2-1-1
- Raise awareness of Mental Health line
- SMA 24/7 Access Line (800-539-4228)
- Raise awareness of LSF hotline (access to care line for mental health and substance abuse) 877-229-9098
- Hooray for decrease in teen pregnancy

#### **CHRONIC DISEASE-CARDIOVASCULAR DISEASES & DIABETES Assets**

**(Efforts that are successfully addressing CHRONIC DISEASE-CARDIOVASCULAR DISEASES & DIABETES in Flagler County)**

Survey results in black text, Editorial edits and notes in blue text, Community Meeting notes in green

#### **Programs/Services:**

- Preventive programs such as Florida Hospital’s Creation Health, DOH's Community Health Education
- Florida Hospital Flagler's Community Care and the use of Health Coaches
- Florida Hospital
- FHCP Exercise Classes
- Smoking cessation classes
- Work place smoking cessation programs
- YMCA's Diabetes Prevention Program
- The indigent care clinic
- Free Clinic Diabetic Classes
- Free Clinic outreach efforts
- Azalea Health FQHC
- Health Department
- YMCA Healthy Weight and Your Child programs (1 year programs for age 7-13, low cost)
- Lion’s Club—volunteer diabetes testing anywhere
- Health club incentives
- Fitness and physical activities
- YMCA
- Boys and Girls Clubs program at Rymfire promoting healthy eating and physical activity
- Need to find out what policies, programs and/or curriculum’s Flagler Schools have to promote healthy eating and physical activity (in addition to School Health Advisory Committee)
- Extension Service Programs-Healthy Eating with food purchased with food stamps or from food banks

#### **Other**

- Much of private sector health care is devoted to this, but not necessarily in a coordinated manner
- Nonsmoking campaigns
- Better - more caring Doctors
- Medical Reserve Corps

#### **FAMILY VIOLENCE Assets**

**(Efforts that are successfully addressing FAMILY VIOLENCE in Flagler County)**

Survey results in black text, Editorial edits and notes in blue text, Community Meeting notes in green

#### **Programs/Services:**

- Family Life Center
  - Very appreciated was the Leadership Flagler Class 23's volunteer backyard makeover project at the Family Life Center.
  - Family Life Center Shelter and Outreach Programs
  - Federal and state grants obtained by Family Life Center
  - Educational Programs offered to community and government organizations by FLC Executive Director and staff
- Safe House
  - The advocate located at the safe house
- Break the Cycle
- Counseling
- Flagler Counseling
- Precious Hearts Foundation
- ELCFV - to help with reducing child abuse and neglect
- Flagler Free Clinic
- Teen Court- Need for counseling component
- Pre -trial
- Safe place for women and their children
- SMA
- Community Partnership for Children - to help with reducing child abuse and neglect
- Children's Home Society - Visitation Center
- DCF/CPC partnership
- Grant resources provided by Flagler County Commission and Flagler County Sheriff Office
- Family Life Center-Start by Believing campaign (awareness that removes stigma and increases action and reporting rolling out this Spring)
- Expanded Early Head Start (prevents child abuse, promotes social/emotional health of child through bonding—from birth) should be coming to Flagler

#### **Law Enforcement/Courts:**

- Sheriff and local police departments advocates
- No contact Orders
- Injunctions